

TITLE 17. TRANSPORTATION
CHAPTER 6. DEPARTMENT OF TRANSPORTATION
OVERDIMENSIONAL PERMITS

Editor's Note: 17 A.A.C. 6, consisting of Articles 1 through 5, made by final rulemaking at 9 A.A.R. 665, effective April 8, 2003 (Supp. 03-1).

ARTICLE 1. GENERAL PROVISIONS

Article 1, consisting of Sections R17-6-101 through R17-6-112, made by final rulemaking at 9 A.A.R. 665, effective April 8, 2003 (Supp. 03-1).

Section	
R17-6-101.	General Provision; Definitions; Time of Day
R17-6-102.	Threshold Dimensions
Table 1.	Threshold Dimensions
R17-6-103.	General Permit Application Procedure
R17-6-104.	Special Class C Permit Application Procedure
R17-6-105.	Permit Limitation
R17-6-106.	Permit Extension
R17-6-107.	Permit Confiscation
R17-6-108.	Permit Exemption
R17-6-109.	Permit Denial
R17-6-110.	Liability
R17-6-111.	Administrative Hearing
R17-6-112.	Emergency Operation Provision
R17-6-113.	Electronic Access to Local Permit Ordinances and Rules

ARTICLE 2. PERMIT CLASSES

Article 2, consisting of Sections R17-6-201 through R17-6-210, made by final rulemaking at 9 A.A.R. 665, effective April 8, 2003 (Supp. 03-1).

Section	
R17-6-201.	Class A
R17-6-202.	Class B
R17-6-203.	Class B, Type R
R17-6-204.	Class C
R17-6-205.	Class D
R17-6-206.	Class E
Table 2.	Class E Permit Types
R17-6-207.	Class F
R17-6-208.	Class G
R17-6-209.	Class H
R17-6-210.	Envelope Permit

ARTICLE 3. SAFETY REQUIREMENTS

Article 3, consisting of Sections R17-6-301 through R17-6-308, made by final rulemaking at 9 A.A.R. 665, effective April 8, 2003 (Supp. 03-1).

Section	
R17-6-301.	General Safety Requirements
R17-6-302.	Warning Flag Requirements
Ill. 1.	Warning Flag Configurations
R17-6-303.	Sign Requirements
Ill. 2.	"OVERSIZE LOAD" Sign
R17-6-304.	Lighting Device Requirements
R17-6-305.	Escort Vehicles
R17-6-306.	Traffic Control Provisions
R17-6-307.	Projecting Loads
R17-6-308.	Permittee Obligation to Notify Utility Companies of Overheight Transport

ARTICLE 4. TRANSPORT RESTRICTIONS

Article 4, consisting of Sections R17-6-401 through R17-6-412, made by final rulemaking at 9 A.A.R. 665, effective April 8,

2003 (Supp. 03-1).

Section	
R17-6-401.	General Highway Operations
R17-6-402.	Speed Restriction
R17-6-403.	Weather Restriction
R17-6-404.	Urban Transport
R17-6-405.	Weekend Transport
R17-6-406.	Holiday Transport
R17-6-407.	Lake-specific Weekend and Holiday Transport Exception
R17-6-408.	Continuous Travel
R17-6-409.	Night Movement
R17-6-410.	Special Manufactured Home Towing Restriction
R17-6-411.	Maximum Permitted Weights
Table 3.01.	Maximum Permitted Weight Computations: 8-foot, 0-inch Axle Width
Table 3.02.	Maximum Permitted Weight Computations: 8-foot, 3-inch Axle Width
Table 3.03.	Maximum Permitted Weight Computations: 8-foot, 6-inch Axle Width
Table 3.04.	Maximum Permitted Weight Computations: 8-foot, 9-inch Axle Width
Table 3.05.	Maximum Permitted Weight Computations: 9-foot, 0-inch Axle Width
Table 3.06.	Maximum Permitted Weight Computations: 9-foot, 3-inch Axle Width
Table 3.07.	Maximum Permitted Weight Computations: 9-foot, 6-inch Axle Width
Table 3.08.	Maximum Permitted Weight Computations: 9-foot, 9-inch Axle Width
Table 3.09.	Maximum Permitted Weight Computations: 10-foot, 0-inch Axle Width
Ill. 3.	Overweight Axle Groups
R17-6-412.	Highway-specific Overdimensional Permitted Vehicle Restrictions
Table 4.	Permanent Overdimensional Vehicle Highway Restrictions
R17-6-413.	Page-Lake Powell Area Houseboat Transport Provisions
Table 5.	Page-Lake Powell Area Highways

ARTICLE 5. ENVELOPE PERMIT SPECIAL PROVISIONS

Article 5, consisting of Sections R17-6-501 through R17-6-505, made by final rulemaking at 9 A.A.R. 665, effective April 8, 2003 (Supp. 03-1).

Section	
R17-6-501.	Envelope Permit Required Recordkeeping
R17-6-502.	Envelope Permit Suspension Point System
R17-6-503.	Envelope Permit Suspension; Revocation; Enforcement
R17-6-504.	Notice of Point Assessment, Denial, Suspension, or Revocation
R17-6-505.	Envelope Permit Reapplication

ARTICLE 1. GENERAL PROVISIONS

Article 1, consisting of Sections R17-6-101 through R17-6-112, made by final rulemaking at 9 A.A.R. 665, effective April 8, 2003 (Supp. 03-1).

R17-6-101. General Provision; Definitions; Time of Day

- A. General Provision.** The Division Director of the Arizona Department of Transportation, Motor Vehicle Division, in cooperation with the Intermodal Transportation Division, shall issue and regulate overdimensional permits under this Chapter. The Department implements these Sections under the general authority of A.R.S. § 28-1103(B), in collaboration with the Overdimensional Permit Council as prescribed under A.R.S. § 28-1150(C)(3).
- B. Definitions.** In addition to the definitions prescribed under A.R.S. § 28-601, the following terms apply to this Chapter:
- “AASHTO” means the American Association of State Highway Transportation Officials.
- “ADOT” means the Arizona Department of Transportation.
- “Appurtenance” means any not readily removable manufacturer- or dealer-installed fixture attached to a vehicle or load that increases a peripheral dimension of the vehicle or load.
- “Arizona Central Commercial Permits” means the statewide ADOT-MVD office for overdimensional permit applications and information:
 14370 West Van Buren
 Goodyear, Arizona 85338
 Voice line: (623) 932-2247
 Facsimile: (623) 932-2441
 Internet: www.azdot.gov/mvd/index.asp
- “Articulated vehicle” has the same meaning as combination vehicle.
- “Combination vehicle” has the same meaning as prescribed under A.R.S. § 28-101, combination of vehicles, but excludes a manufactured or mobile home.
- “Continuous travel” means to operate a vehicle continuously throughout any 24-hour period.
- “Department” means the Arizona Department of Transportation.
- “Director” means the Arizona Department of Transportation’s Assistant Director for the Motor Vehicle Division, or the Division Director’s designee.
- “Division” means the Arizona Department of Transportation’s, Motor Vehicle Division.
- “Envelope” has the same meaning as prescribed under A.R.S. § 28-1141, and encompasses the outermost dimensions of a load or vehicle that does not:
 Exceed 120 feet in length;
 Exceed 16 feet in height;
 Exceed 14 feet in width;
 Exceed 250,000 pounds gross weight, or the maximum permitted weight computations for overweight axle group weight distribution as prescribed under R17-6-411, Table 3.01 through Table 3.09; or
 Have fewer than four axles.
- “Envelope permit” has the same meaning as prescribed under A.R.S. § 28-1141, which:
 Restricts the loads to non-reducible only,
 Allows unlimited trips within the permit’s validity period,
 Allows the permitted carrier unlimited load changes,
 Requires a transported load to meet envelope dimensional criteria,
 Restricts operation to certain routes, and
 Excludes the transporting of a manufactured or mobile home.
- “Established place of business” means a permanent site or location where the business of an overdimensional permit holder is conducted.
- “Highway feature” means a roadway, structure, traffic control device, right-of-way, or any item connected with highway travel.

“ITD” means the Arizona Department of Transportation’s Intermodal Transportation Division.

“Law enforcement escort” means law enforcement personnel accompanying an overdimensional permitted vehicle in the conduct of normal duties, under contract to a governmental entity, or as required by the Department under this Chapter.

“LCV” means longer combination vehicle, which has the same meaning as prescribed under 23 CFR 658.5.

“Maintenance Permits Services” means the statewide ADOT-MVD office for class C overdimensional permit approval and technical information:

1225 N. 25th Ave., Mail Drop 524M
 Phoenix, Arizona 85009
 Voice line: (602) 712-8280 or 712-8176
 Facsimile: (602) 712-3380

“Manufactured home” has the same meaning as prescribed under A.R.S. § 41-2142.

“Metropolitan Phoenix” means the linear distances between all of the following state highway milepost markers:

Interstate 10: from milepost 133 - SR101, to milepost 161 - Chandler Boulevard;
 Interstate 17: from milepost 210 - SR101, to exit 150A - I-10 junction at 24th Street;
 State Route 51: All;
 US Route 60: from milepost 188 - Power Road, to milepost 172 - I-10 junction;
 State Route 143: All;
 State Route 153: All; and
 State Route 202: All.

“Metropolitan Tucson” means the linear distances between all of the following state highway milepost markers:

Interstate 10: from milepost 242.5 - Cortaro Road, to milepost 268 - Craycroft Road;
 Interstate 19: from milepost 59 (kilometer post 95) - Valencia, to I-10 junction;
 State Route 77: from milepost 82 - Tangerine Road, to I-10 junction; and
 State Route 86: from milepost 166.5 - Kinney Road, to I-19B junction.

“Mobile home” has the same meaning as prescribed under A.R.S. § 28-2001(B)(1) and as more specifically prescribed under A.R.S. § 41-2142.

“Mountain Standard Time” means the standard time in Arizona as prescribed under 49 CFR 71 and A.R.S. § 1-242.

“MVD” means the Arizona Department of Transportation’s Motor Vehicle Division.

“Non-reducible load or vehicle” has the same meaning as prescribed under 23 CFR 658.5, nondivisible load or vehicle.

“Overdimensional” means any size or weight measurement exceeding a measurement prescribed under R17-6-102, Table 1.

“Permittee” means a person or entity authorized, under a permit issued by the Department, to transport an overdimensional vehicle or load.

“Power unit” has the same meaning as prescribed under A.R.S. § 28-1141.

“Specified load” means any item or series of items transported throughout an entire permit period with no alteration except for exact dimensional duplicate item substitution.

“Sunrise” and “sunset” have the same meaning and daily calculation as prescribed by the United States Naval Observatory (USNO), which:

The Department uses to determine normal permit transport start and stop times as prescribed under R17-6-401; and

An interested person may access on the Internet from the USNO at <http://aa.usno.navy.mil>, or in hardcopy format from the Arizona Central Commercial Permits office.

“Tandem axle” has the same meaning as prescribed under A.R.S. § 28-1100(B).

“Tare weight” means a vehicle’s empty or starting weight.

- C. Time of Day. In this Chapter, a time of day prescribed is Mountain Standard Time as defined in subsection (B) except where a state highway traverses a tribal nation that adopts Daylight Saving Time under 49 CFR 71.2.

Historical Note

New Section made by final rulemaking at 9 A.A.R. 665, effective April 8, 2003 (Supp. 03-1). Amended by final rulemaking at 13 A.A.R. 866, effective March 6, 2007 (Supp. 07-1).

R17-6-102. Threshold Dimensions

- A. Unless a vehicle is exempt under A.R.S. §§ 28-1091(C), 28-1093(D), or 28-1095(A)(6) a vehicle operator shall have an overdimensional permit for a vehicle exceeding any dimension prescribed in Table 1.
- B. Except as stated in A.R.S. § 28-1103(E), a vehicle required to carry an overdimensional permit as prescribed under subsection (A) shall comply with any applicable:
 1. Safety requirement prescribed under Article 3 of this Chapter, and
 2. Transport restriction prescribed under Article 4 of this Chapter.
- C. The Department shall require a class C permit for an overdimensional vehicle or load over axle weight or heavier than 250,000 pounds that proposes a transport route that crosses any state highway bridge.
- D. An overdimensional vehicle or load does not require an overdimensional permit if crossing a state highway at a level grade.

Historical Note

New Section made by final rulemaking at 9 A.A.R. 665, effective April 8, 2003 (Supp. 03-1).

Table 1. Threshold Dimensions

A vehicle or load exceeding any tabular measurement requires an overdimensional permit in an applicable class as prescribed under Article 2 of this Chapter.

Width (in feet, inches)		
All vehicles on the state highway system as designated by the Transportation Board under A.R.S. § 28-304(A)(2)		8’ 6”
Height (in feet, inches)		
All vehicles on the state highway system as designated by the Transportation Board under A.R.S. § 28-304(A)(2)		14’
Length (in feet, inches)		
Straight trucks		40’
Truck tractor-semitrailer, semitrailer length	Interstate system	57’
	Other highways	53’ per trailer; 65’ overall combination
Truck tractor-semitrailer, full trailer combination		No overall length limit
Trailers in twin trailer combination		28’ 6” per trailer
Vehicle transporter combination		75’
Overhang	Front	3’
	Rear	6’
Weight (in pounds)		
Single axle		20,000
Tandem axle		34,000
Steering axle		20,000
Gross vehicle weight; five axles or more and 51 feet maximum length*		80,000

*Maximum allowed weight on axle groups is computed by the formula prescribed under A.R.S. § 28-1100(A)(4).

Historical Note

New Table made by final rulemaking at 9 A.A.R. 665, effective April 8, 2003 (Supp. 03-1).

R17-6-103. General Permit Application Procedure

- A. An applicant for an overdimensional permit shall submit the following information to the Department that includes:
 1. Vehicle and load dimensions;
 2. Specified load combination;
 3. Proof of tare and gross weight;
 4. Proof of valid registration that complies with the requirements of A.R.S. § 28-2153;
 5. Documentation of any applicable encroachment permit as prescribed under R17-3-702 if the applicant must temporarily move any state-owned highway feature as part of a planned move; and
 6. Documentation of a traffic control plan for the entire proposed trip, if the Department requires traffic control measures as a term for the applicant’s overdimensional permit approval.
- B. In addition to the requirements in subsection (A), an applicant for a class A or C permit to transport a manufactured home shall submit to the Department written proof of ad valorem tax payment or clearance from the applicable county assessor.
- C. Method of application.

1. An applicant for classes A, B, B –Type R, or D through H shall apply by one of the two following methods:
 - a. Direct electronic data entry by an authorized Department officer; or
 - b. A written application form faxed, mailed, or delivered to the Arizona Central Commercial Permits office at the location prescribed under R17-6-101(B)(4).
 2. An applicant for an envelope permit shall apply by a written application form faxed, mailed, or delivered to Arizona Central Commercial Permits office at the location prescribed under R17-6-101(B)(4).
 3. In addition to any applicable requirement of this Section, an applicant for a class C permit shall follow the application procedure prescribed under R17-6-104.
- D.** An applicant for any overdimensional permit shall verify to the Department that all information is correct and accurate.

Historical Note

New Section made by final rulemaking at 9 A.A.R. 665, effective April 8, 2003 (Supp. 03-1).

R17-6-104. Special Class C Permit Application Procedure

- A.** An applicant shall mail or fax a written application for a class C permit to ADOT-ITD Maintenance Permits Services to the address in R17-6-101(B)(16).
1. An applicant shall submit a written application on the applicant's letterhead or an application form provided by ADOT-ITD Maintenance Permits Services.
 2. The application shall contain the following:
 - a. Overall dimensions for a vehicle plus its specified load including:
 - i. Length;
 - ii. Height;
 - iii. Width; and
 - iv. Width to the outside of axles, excluding load-induced tire bulge; and
 - b. A detailed route description or printed map with intended route clearly marked to indicate where the permittee will enter and exit the highway system; and
 - c. Calculation of total mileage.
- B.** Application for an overweight class C permit. If an applicant's vehicle exceeds weight limits prescribed under R17-6-411, Table 3.01 through 3.09, or exceeds 250,000 pounds, the applicant shall provide the following along with a completed permit application:
1. Vehicle axle spacings;
 2. Axle weights;
 3. Tires:
 - a. Manufacturer-designated width, and
 - b. Number per axle;
 4. Load weight;
 5. Tare weight;
 6. The load's loaded position;
 7. An engineering analysis; and
 8. Payment for engineering analysis as prescribed in R17-6-204.
- C.** Engineering analysis.
1. An engineer shall prepare an engineering analysis of the proposed route. As prescribed under A.R.S. Title 32, the engineer shall be registered by the Arizona Board of Technical Registration in structural or civil engineering.
 2. The engineer shall prepare an engineering analysis according to industry standards. The Department shall presume that an engineering analysis prepared according to the following complies with industry standards:

- a. The current AASHTO edition of the Condition Evaluation of Bridges including all interims, standards, or guidelines;
 - b. The current AASHTO edition of the Standard Specifications for Highway Bridges including all interims, standards, or guidelines; and
 - c. The ADOT Bridge Practice Guidelines, and applicable standards or guidelines.
3. The engineer shall certify that an applicant's overweight vehicle will not overstress or damage any element of:
 - a. A highway structure; or
 - b. Any other state property.
 4. If the applicant requests that the Department prepare the engineering analysis, the Department may decline to prepare the analysis and request that the applicant submit an engineering analysis prepared by a non-Department engineer if the Department lacks employee resource availability.
- D.** An applicant for a class C permit may resubmit an engineering analysis previously approved by the Department if:
1. The applicant's vehicle, load dimensions, and proposed route are identical to a previously approved permit application, and
 2. There is no change in condition to a highway structure or other state property.
- E.** The Department shall conduct a separate analysis and approval procedure for each engineering analysis submitted under this Section.
- F.** If the applicant's engineering analysis shows that a highway structure will not support the overweight vehicle as requested, the Department shall deny the application for a class C permit.

Historical Note

New Section made by final rulemaking at 9 A.A.R. 665, effective April 8, 2003 (Supp. 03-1).

R17-6-105. Permit Limitation

The Department shall issue overdimensional permits for state highways. A permittee shall apply separately with an applicable political subdivision or tribal nation for permission to operate on a county, municipal, or tribal route.

Historical Note

New Section made by final rulemaking at 9 A.A.R. 665, effective April 8, 2003 (Supp. 03-1).

R17-6-106. Permit Extension

- A.** Upon request by a permittee, the Department shall authorize an extension of up to four days for a single-trip permit if:
1. The permittee must exchange a permitted vehicle for another due to mechanical failure, or
 2. Movement by the permitted vehicle is delayed by inclement weather.
- B.** An extension under this Section is approved:
1. By signature of an authorized MVD enforcement agent,
 2. By telephone in an emergency situation, or
 3. By authorization of ADOT-ITD Maintenance Permits Services only for a class C permitted vehicle.

Historical Note

New Section made by final rulemaking at 9 A.A.R. 665, effective April 8, 2003 (Supp. 03-1).

R17-6-107. Permit Confiscation

Under A.R.S. § 28-369, a peace officer may confiscate any overdimensional permit other than an envelope permit if the permittee is cited for a violation under A.R.S. Title 28, Chapter 3, Article 18 or this Chapter.

Historical Note

New Section made by final rulemaking at 9 A.A.R. 665, effective April 8, 2003 (Supp. 03-1).

R17-6-108. Permit Exemption

- A. The Director shall not require an overdimensional permit for equipment operated by one of the following:
 1. The Arizona Department of Transportation,
 2. Another state agency,
 3. An Arizona county,
 4. An Arizona city, or
 5. An Arizona municipality.
- B. The exemption under this Section applies only to equipment or a vehicle under subsection (A) that is:
 1. In operation, or
 2. Under transport for repair or operation in a secondary location.
- C. Safety restrictions prescribed under Article 3 of this Chapter apply to an overdimensional vehicle or load listed under subsection (A).
- D. Any entity or contractor of an entity listed under subsection (A) shall keep load-specific written permit exemption by the Department available for inspection by law enforcement.

Historical Note

New Section made by final rulemaking at 9 A.A.R. 665, effective April 8, 2003 (Supp. 03-1).

R17-6-109. Permit Denial

- The Director shall deny an overdimensional permit application if:
1. The proposed transport route or a structure on the route is:
 - a. Unable to bear the size or weight of the transport vehicle and load according to provisions prescribed under R17-6-411, Table 3.01 through Table 3.09,
 - b. Under repair, or
 - c. Temporarily closed due to a hazard condition listed under R17-6-403(B); or
 2. An applicant for a permit to move a manufactured home does not provide written proof of ad valorem tax payment or clearance.

Historical Note

New Section made by final rulemaking at 9 A.A.R. 665, effective April 8, 2003 (Supp. 03-1).

R17-6-110. Liability

A permittee shall be liable for any damage caused to a state highway by the overdimensional vehicle or load during transport.

Historical Note

New Section made by final rulemaking at 9 A.A.R. 665, effective April 8, 2003 (Supp. 03-1).

R17-6-111. Administrative Hearing

R17-1-501 through R17-1-513 apply to any overdimensional permit that is:

1. Denied,
2. Confiscated, or
3. Revoked.

Historical Note

New Section made by final rulemaking at 9 A.A.R. 665, effective April 8, 2003 (Supp. 03-1).

R17-6-112. Emergency Operation Provision

In time of statewide or local emergency that affects public welfare or safety, according to general powers under A.R.S. §§ 28-363(A)(5) and 28-364(B), the Director may authorize movement of an overdimensional vehicle or load without a permit for purposes of relief or repair.

Historical Note

New Section made by final rulemaking at 9 A.A.R. 665, effective April 8, 2003 (Supp. 03-1).

R17-6-113. Electronic Access to Local Permit Ordinances and Rules

- A. A local authority that issues excess size and weight special permits under A.R.S. § 28-1103 and this Chapter, shall make available, to the Arizona Central Commercial Permits office, an Internet web link to where the local authority's current ordinances and rules relating to the excess size and weight special permits can be electronically accessed.
- B. The Arizona Central Commercial Permits office shall immediately post, to the Arizona Central Commercial Permits web site at www.azdot.gov/mvd/index.asp, each Internet web link provided by a local authority under subsection (A) and A.R.S. § 28-1103.

Historical Note

New Section made by final rulemaking at 13 A.A.R. 866, effective March 6, 2007 (Supp. 07-1).

ARTICLE 2. PERMIT CLASSES

Article 2, consisting of Sections R17-6-201 through R17-6-210, made by final rulemaking at 9 A.A.R. 665, effective April 8, 2003 (Supp. 03-1).

R17-6-201. Class A

MVD shall issue a class A permit according to the following schedule:

Vehicle-load description	A non-reducible specified load over legal threshold as prescribed in R17-6-102, Table 1 to a maximum:	
	Height	16 feet
	Overall length	120 feet
	Width	14 feet
	Weight	250,000 lbs.
Permit option	Single trip: 96-hour maximum	
	Multiple trip: 30-day maximum	
Standard permit fee for weight not exceeding 80,000 pounds	Single trip	\$15
	Multiple trip	\$30
Overweight permit fee for weight less than 250,000 pounds but that exceeds legal threshold in R17-6-102, Table 1	Single trip	\$75
	Multiple trip	\$75

Historical Note

New Section made by final rulemaking at 9 A.A.R. 665, effective April 8, 2003 (Supp. 03-1).

R17-6-202. Class B

MVD shall issue a class B permit according to the following schedule:

Vehicle-load description	A non-reducible, specified load excluding cranes and drill rigs over legal threshold as prescribed in R17-6-102, Table 1 to a maximum:	
	Height	14 feet, 8 inches
	Overall length	80 feet
	Width	12 feet, 6 inches
	Weight	80,000 lbs.
Permit option	Multiple trip: one year	
Fee	\$360	

Historical Note

New Section made by final rulemaking at 9 A.A.R. 665, effective April 8, 2003 (Supp. 03-1).

R17-6-203. Class B, Type R

MVD shall issue a class B, Type R permit according to the following schedule:

Vehicle-load description	A dealer, manufacturer, or transporter hauling or driving on behalf of a dealer, manufacturer, or consumer of a recreational vehicle with appurtenances wider than 8 feet, 6 inches	
Permit option	For each original permit purchased, up to 24 additional copies of that permit may be issued, all of which are valid for unlimited use by an unlimited number of vehicles throughout a one-year period by the permittee.	
Fee	\$360	

Historical Note

New Section made by final rulemaking at 9 A.A.R. 665, effective April 8, 2003 (Supp. 03-1).

R17-6-204. Class C

MVD shall issue a class C permit according to the following schedule:

Vehicle-load description	A non-reducible load that exceeds dimensions and weights of all other permit classes or proposes operation on a restricted route.	
Permit option – requires pre-approval by ADOT-ITD Maintenance Permits Services	Specific applicant-designated load as required under R17-6-104(B)	Single trip only
Standard permit fee	Single trip, height or width no greater than 18 feet	\$30
	Single trip, height or width exceeding 18 feet	\$40

Overweight permit fee	Single trip height or width no greater than 18 feet	\$90
	Single trip, height or width exceeding 18 feet	\$100
Engineering Analysis	Prepared and reviewed by ADOT engineer	\$125 per 50 mile increment of proposed route
	Prepared by non-ADOT engineer, and reviewed by ADOT engineer	\$75 per 50 mile increment of proposed route, reviewed by ADOT engineer

Historical Note

New Section made by final rulemaking at 9 A.A.R. 665, effective April 8, 2003 (Supp. 03-1).

R17-6-205. Class D

MVD shall issue a class D permit according to the following schedule:

Vehicle-load description	A self-propelled mobile crane, drilling rig, or specialty equipment meeting dimensional requirements prescribed in R17-6-201.
Permit option	Multiple trip: one year
Fee	\$600

Historical Note

New Section made by final rulemaking at 9 A.A.R. 665, effective April 8, 2003 (Supp. 03-1).

R17-6-206. Class E

- A. MVD shall issue a class E permit according to the types and restrictions listed in Table 2.
- B. MVD shall issue a class E permit to an LCV only at a state port of entry as follows:
 1. Fredonia,
 2. Page,
 3. St. George, or
 4. Teec Nos Pos.
- C. A class E permitted LCV shall comply with A.R.S. § 28-1100(A)(4).

Historical Note

New Section made by final rulemaking at 9 A.A.R. 665, effective April 8, 2003 (Supp. 03-1).

Table 2. Class E Permit Types

Type	Length	Permit Routes	Gross Weight in Pounds	Fee
A	92 feet	All of I-15 and within 20 miles of the Arizona-Utah state line on US 89, US89A, SR98, US160, US163, and SR389	111,000	\$360 per year

Department of Transportation – Overdimensional Permits

B	92 feet	US 64, US89A, US160, US163, and SR389 within 20 miles of the Arizona-Utah state line	121,000 on 9 axles; 123,500 on 10 axles	\$360 per year
C	105 feet on I-15 92 feet other routes	All of I-15 and within 20 miles of the Arizona-Utah state line on US 89, US89A, US160, US163, and SR389	111,000	\$75 per single trip and 30-day; or \$360 per year
D	105 feet	I-15 only	129,000	\$75 per single trip and 30-day; or \$600 per year

See Table 4 under R17-6-412 for approved highways.

Historical Note

New Table made by final rulemaking at 9 A.A.R. 665, effective April 8, 2003 (Supp. 03-1).

R17-6-207. Class F

MVD shall issue a class F permit according to the following schedule:

Vehicle-load description	Overheight: Applicable only to a reducible load transport on a 13 foot, 6 inch height-restricted highway. Maximum permitted height: 14 feet, all other dimensions within thresholds prescribed in R17-6-102, Table 1	
Permit option	Single trip: 96-hour maximum	
	Multiple trip: one year	
Fee	Single trip	\$15
	Multiple trip	\$45

Historical Note

New Section made by final rulemaking at 9 A.A.R. 665, effective April 8, 2003 (Supp. 03-1).

R17-6-208. Class G

MVD shall issue a class G permit according to the following schedule:

Vehicle-load description	Overwidth: A reducible, specified load exceeding legal width threshold as prescribed in R17-6-102, Table 1 to a maximum of ten feet	
Permit option	Single trip: 96-hour maximum	
	Multiple trip: 30-day maximum	
	Multiple trip: one year	

Fee	Single trip	\$15
	Multiple trip, 30 day	\$30
	Multiple trip, one year	\$360

Historical Note

New Section made by final rulemaking at 9 A.A.R. 665, effective April 8, 2003 (Supp. 03-1).

R17-6-209. Class H

MVD shall issue a class H permit according to the following schedule:

Vehicle-load description	A specified watercraft load registered with Arizona Game & Fish or U.S. Coast Guard no wider than ten feet and all other dimensions within thresholds prescribed in R17-6-102, Table 1
Permit option	Multiple trip: one year
Fee	\$45

Historical Note

New Section made by final rulemaking at 9 A.A.R. 665, effective April 8, 2003 (Supp. 03-1).

R17-6-210. Envelope Permit

A. MVD shall issue an envelope permit according to the following schedule:

Vehicle-load description	A load meeting the description under envelope permit definitions in R17-6-101(9) and (10)	
Permit option	30-day oversize only	
	30-day overweight	
	Annual oversize only	
	Annual oversize and overweight	
Fee	30-day oversize only	\$150
	30-day overweight	\$500
	Annual oversize only	\$750
	Annual oversize and overweight	\$1,500

- B. MVD shall assess an additional service charge for:
1. A modified permit duplicate: \$25; and
 2. Each additional power unit exceeding the original number of permitted power units: \$50.

Historical Note

New Section made by final rulemaking at 9 A.A.R. 665, effective April 8, 2003 (Supp. 03-1).

ARTICLE 3. SAFETY REQUIREMENTS

Article 3, consisting of Sections R17-6-301 through R17-6-308, made by final rulemaking at 9 A.A.R. 665, effective April 8, 2003 (Supp. 03-1).

R17-6-301. General Safety Requirements

In addition to the provisions of this Article, a permittee under this Chapter or a person or entity exempt under R17-6-108(A) shall observe any applicable safety requirement for a motor carrier operating in Arizona prescribed under 49 CFR as incorporated by reference in R17-5-202 through R17-5-209.

Historical Note

New Section made by final rulemaking at 9 A.A.R. 665, effective April 8, 2003 (Supp. 03-1).

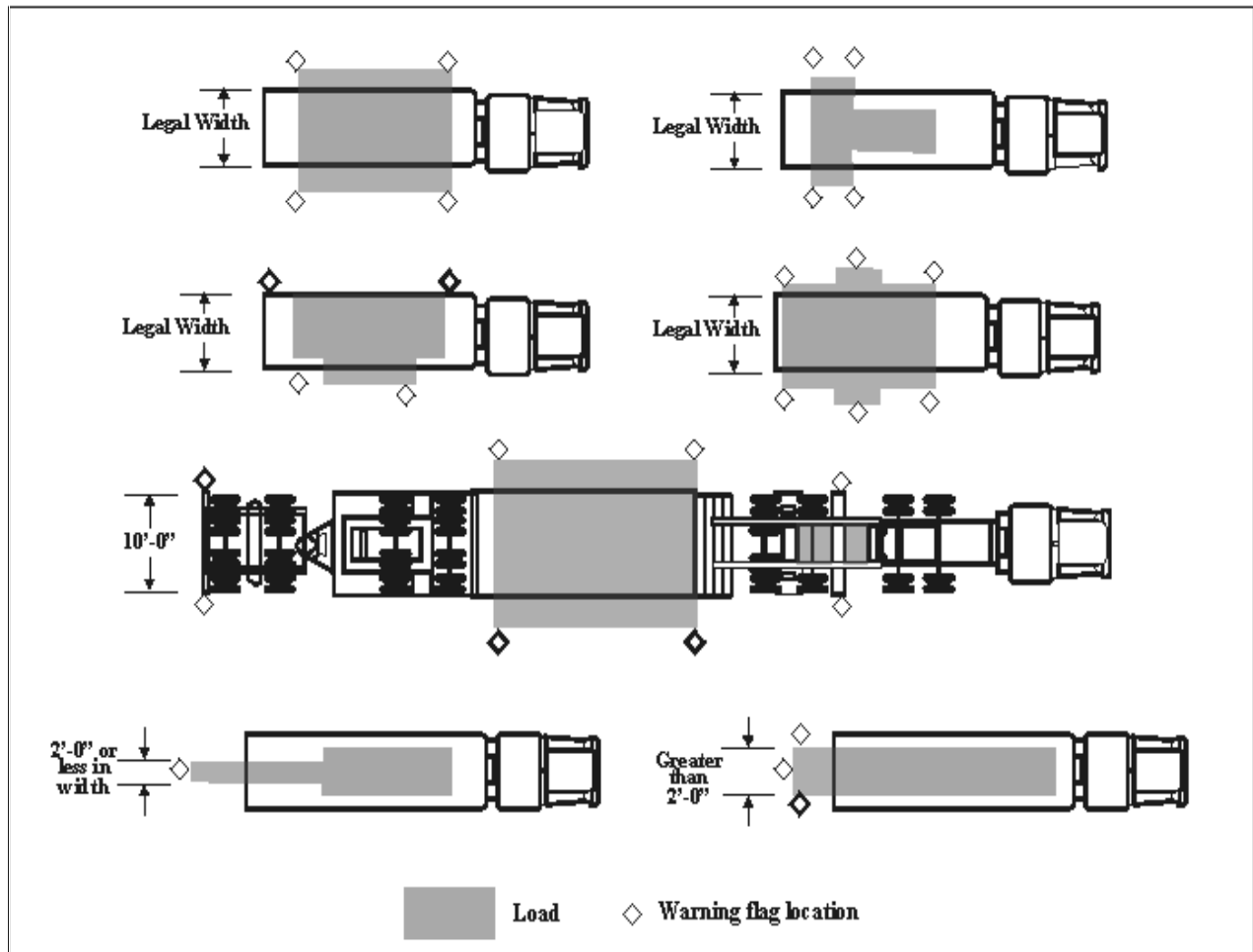
R17-6-302. Warning Flag Requirements

- A. Specifications. Each warning flag attached to an overdimensional permitted vehicle shall be red- or fluorescent orange-colored cloth or plastic at least 12 inches square.
- B. Display. A permittee of an overdimensional vehicle or load shall conform warning flag display to the requirements prescribed in Illustration 1 most closely corresponding to the permittee’s vehicle and load configuration.

Historical Note

New Section made by final rulemaking at 9 A.A.R. 665, effective April 8, 2003 (Supp. 03-1).

Illustration 1. Warning Flag Configurations



Historical Note

New Illustration made by final rulemaking at 9 A.A.R. 665, effective April 8, 2003 (Supp. 03-1).

R17-6-303. Sign Requirements

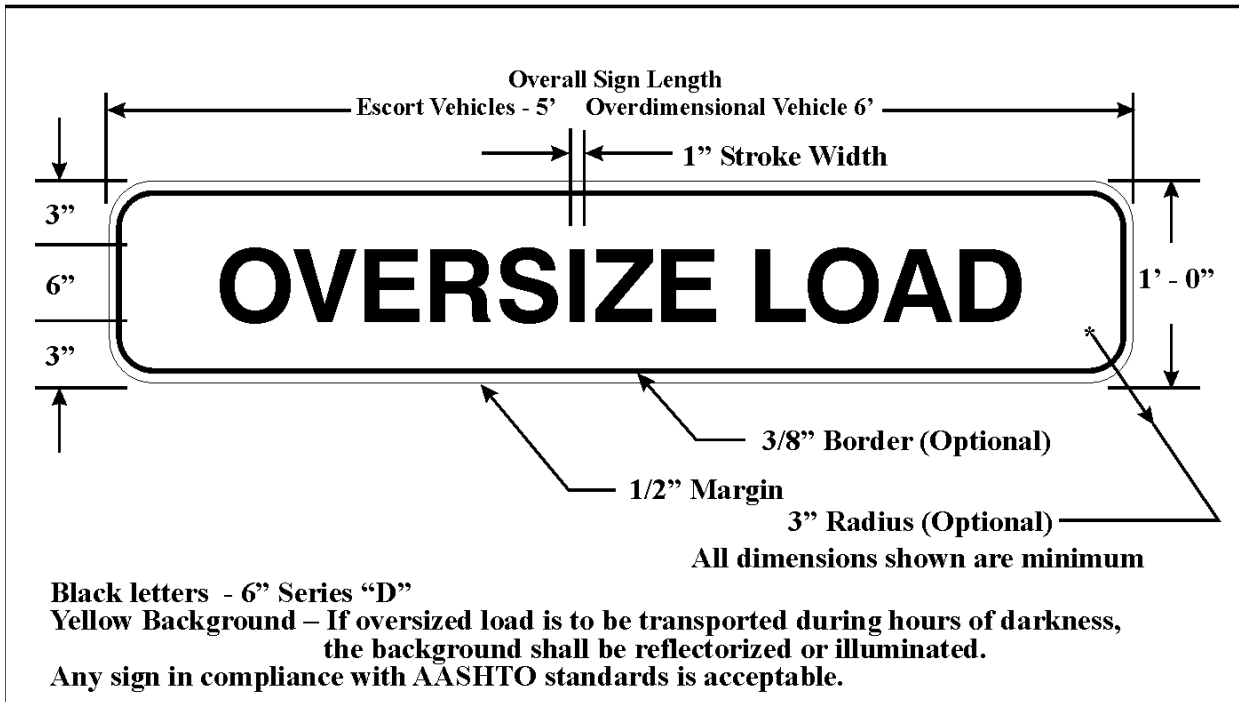
- A. A permittee shall ensure that an overdimensional vehicle or load displays an “OVERSIZE LOAD” sign if the vehicle:
 1. Is wider than eight feet, six inches; or
 2. Transports a load that is nine feet or wider.
- B. The Department shall require display of an “OVERSIZE LOAD” sign by any overdimensional permitted vehicle or load not specified under subsection (A) if necessary to ensure maximum visibility for safety of the state’s motoring public.

- C. An “OVERSIZE LOAD” sign shall meet construction specifications prescribed under Illustration 2 at a minimum.
- D. A permittee shall display a required “OVERSIZE LOAD” sign that is:
 1. Perpendicular to the road surface,
 2. Readable from left to right, and
 3. Clearly visible from the vehicle’s front and rear.
- E. A permittee of an overdimensional vehicle or load shall display a required “OVERSIZE LOAD” sign that:
 1. Is on the front or roof of the towing vehicle,

- 2. Is on the rear of the load or loaded vehicle, and
- 3. Complies with subsection (D)
- F. If a permittee required to display an “OVERSIZE LOAD” sign is not transporting an overdimensional load, the permittee shall ensure each sign is not visible to traffic.

Historical Note
 New Section made by final rulemaking at 9 A.A.R. 665, effective April 8, 2003 (Supp. 03-1).

Illustration 2. “OVERSIZE LOAD” Sign



Historical Note
 New Illustration made by final rulemaking at 9 A.A.R. 665, effective April 8, 2003 (Supp. 03-1).

R17-6-304. Lighting Device Requirements

- A permittee of an overdimensional vehicle or load shall:
- 1. Comply with lighting equipment requirements of 49 CFR 393 as incorporated by reference under R17-5-202(A), and
 - 2. Operate with lighting equipment illuminated as prescribed under A.R.S. § 28-922.

Historical Note
 New Section made by final rulemaking at 9 A.A.R. 665, effective April 8, 2003 (Supp. 03-1).

R17-6-305. Escort Vehicles

- A. Service requirement.
 - 1. If required by the Department, a permittee shall have an escort vehicle while transporting an overdimensional vehicle or load on a highway restricted by R17-6-412, Table 4.
 - 2. The Department shall determine whether one or more escort vehicles must accompany an overdimensional permitted vehicle by considering the following:
 - a. Proposed transport route:
 - i. Highway width, height, road dynamics;
 - ii. Surface condition; and
 - iii. Grade;
 - b. Overall vehicle and load dimensions;
 - c. Need for frequent stops;
 - d. Concern for public safety; and
- B. Vehicle, operator, and equipment requirements.
 - 1. A vehicle qualifies as an escort vehicle if it:
 - a. Is a passenger car or two-axle truck operating as a single unit,
 - b. Is currently registered, and
 - c. Meets insurance requirements as provided by law.
 - 2. An escort vehicle operator, except for a law enforcement escort, shall meet all requirements under A.R.S. § 28-1110, and maintain certification through a program that meets the escort vehicle operator training and certification standards of the Commercial Vehicle Safety Alliance or an equivalent program, whether in this state or another state, that meets the same objectives.
 - 3. Effective September 21, 2006, an escort vehicle operator is in compliance with subsection (B)(2), if the escort vehicle operator:
 - a. Files an application with a program that meets the escort vehicle operator training and certification standards of the Commercial Vehicle Safety Alliance or an equivalent program that meets the same objectives, whether in this state or another state; and

- b. Completes the training and certification program within 120 days of the date of application.
- 4. An escort vehicle operator shall possess all of the following equipment:
 - a. Warning flags as prescribed under R17-6-302, when accompanying an overdimensional permitted vehicle;
 - b. Warning lights as prescribed under A.R.S. § 28-947(D);
 - c. An “OVERSIZE LOAD” sign:
 - i. Constructed as prescribed under R17-6-303(C);
 - ii. Mounted above the vehicle’s roofline;
 - iii. Displayed as prescribed under R17-6-303(D); and
 - iv. Accompanied by two flags, one mounted on each side of the oversize load sign; and
 - v. Not visible when not in use;
 - d. A two-way radio:
 - i. Capable of transmitting and receiving a minimum of one-half mile; and
 - ii. Compatible with each two-way radio in an accompanying escort vehicle and each escorted overdimensional permitted vehicle; and
 - e. Emergency equipment to include:
 - i. At least eight emergency warning devices; and
 - ii. Two emergency staff-mounted warning flags manufactured to the specifications prescribed under R17-6-302(A).
- C. Operation.
 - 1. Lighting requirement. While in service, an escort vehicle operator shall maintain continuous illumination of headlights and overhead warning lights.
 - 2. Lead- and follow-distance.
 - a. On an open highway, except when visual contact cannot be maintained, an escort vehicle operator shall maintain a lead- or follow-distance not exceeding 1,500 feet from the escorted vehicle.
 - b. In an urban setting, an escort vehicle operator shall maintain a lead- or follow-distance not exceeding 250 feet from the escorted vehicle.
 - 3. Stop provisions at a traffic signal-controlled intersection.
 - a. When an overdimensional permitted vehicle is required to stop, the lead-escort vehicle operator shall proceed through the intersection and stop safely off the roadway. The lead-escort vehicle operator shall resume normal lead distance as soon as is safely possible.
 - b. When a following-escort vehicle is required to stop, the operator of an overdimensional permitted vehicle shall proceed without stopping. The following-escort vehicle operator shall resume its normal distance behind the overdimensional permitted vehicle as soon as is safely possible after clearing an intersection.

Historical Note

New Section made by final rulemaking at 9 A.A.R. 665, effective April 8, 2003 (Supp. 03-1). Amended by final rulemaking at 13 A.A.R. 866, effective March 6, 2007 (Supp. 07-1).

R17-6-306. Traffic Control Provisions

The Department may require traffic control by the Arizona Department of Public Safety or other means to ensure public highway safety. The Department shall consider the following when determining the need for additional traffic control:

1. Proposed route;

2. Vehicle or load dimensions; or
3. Time of movement.

Historical Note

New Section made by final rulemaking at 9 A.A.R. 665, effective April 8, 2003 (Supp. 03-1).

R17-6-307. Projecting Loads

- A. The Department shall require a class C permit for any vehicle load that projects more than three feet from the side of the vehicle.
- B. The Department shall require a class A permit for any vehicle load that projects:
 1. No more than three feet from either side of the vehicle when a projecting object has a thickness of 12 inches or greater; or
 2. No more than two feet from either side of the vehicle when a projecting object is less than 12 inches thick.
- C. A permit applicant for a manufactured home unit under class A shall not have:
 1. A measured box width greater than 14 feet, and
 2. An eave of greater than two feet projecting on the unit’s side facing the roadway.
- D. Escort vehicle requirement. A permittee of a vehicle with a projecting load shall have an escort vehicle accompaniment as follows:
 1. A front escort vehicle if the front load projection is longer than 20 feet, or
 2. A rear escort vehicle if rear projection is longer than 20 feet.
- E. A permittee of a vehicle or load with greater than four feet front or rear overhang shall:
 1. Attach a warning flag to the load during daylight operations, or
 2. Attach safety lighting during nighttime operation.
- F. An integral component removed from a loaded primary object may be transported on the same vehicle bearing the primary object providing the component does not cause the hauling unit to exceed:
 1. Maximum permitted gross weight,
 2. Maximum permitted axle weight, or
 3. Maximum permitted width.

Historical Note

New Section made by final rulemaking at 9 A.A.R. 665, effective April 8, 2003 (Supp. 03-1).

R17-6-308. Permittee Obligation to Notify Utility Companies of Overheight Transport

If overhead utility lines extend across the proposed route of a permittee’s vehicle or load that exceeds height prescribed in R17-6-102, Table 1, the permittee shall notify the responsible utility company of possible disturbance or damage as required by A.R.S. § 40-360.43.

Historical Note

New Section made by final rulemaking at 9 A.A.R. 665, effective April 8, 2003 (Supp. 03-1).

ARTICLE 4. TRANSPORT RESTRICTIONS

Article 4, consisting of Sections R17-6-401 through R17-6-412, made by final rulemaking at 9 A.A.R. 665, effective April 8, 2003 (Supp. 03-1).

R17-6-401. General Highway Operations

A permittee of an overdimensional vehicle or load shall:

1. Operate no earlier than one-half hour before sunrise and no later than one-half hour after sunset, exact daily times

Department of Transportation – Overdimensional Permits

as defined under R17-6-101(B)(21), except as prescribed in R17-6-409, or unless the Department:

- a. Restricts operation on a highway or during a time prescribed under this Article; or
 - b. Grants permit-specific alternate operation hours other than those listed under this subsection as a necessary condition to maintain highway safety;
2. Operate in the rightmost lane of a multi-lane highway except to overtake and pass another vehicle.
 3. Maintain a minimum distance of 2,000 feet from another overdimensional permitted vehicle when traveling on the same highway in the same direction except when passing; and
 4. Replace any state-owned highway feature moved as a result of the transport of an overdimensional vehicle along a traveled route.

Historical Note

New Section made by final rulemaking at 9 A.A.R. 665, effective April 8, 2003 (Supp. 03-1).

R17-6-402. Speed Restriction

- A. A permittee of an overdimensional vehicle or load shall not exceed the lower maximum speed determined by either of the following:
 1. A speed limit printed on an issued permit, or
 2. A highway posted vehicle-specific speed limit.
- B. The Department may order an alternative speed restriction to prevent:
 1. A traffic hazard, or
 2. Highway damage.

Historical Note

New Section made by final rulemaking at 9 A.A.R. 665, effective April 8, 2003 (Supp. 03-1).

R17-6-403. Weather Restriction

- A. Responsibility.
 1. A permitted vehicle driver shall determine an unsafe roadway condition from criteria prescribed under subsection (B).
 2. A permitted vehicle driver shall comply with any official agency weather-related travel advisory prohibiting overdimensional transport.
- B. Determining conditions. Overdimensional load transport shall not occur according to the following criteria:

Hazard Criterion	Possible Cause
Driver visibility range becomes less than 500 feet	<ul style="list-style-type: none"> • Blowing dust • Falling snow • Fog • Heavy rain
Road surface condition reduces normal traction	<ul style="list-style-type: none"> • Snow • Ice • Flooding
A load destabilizing condition endangers road surface or traffic	<ul style="list-style-type: none"> • High winds • Falling objects

Historical Note

New Section made by final rulemaking at 9 A.A.R. 665, effective April 8, 2003 (Supp. 03-1).

R17-6-404. Urban Transport

A permittee of a vehicle or load wider than ten feet shall not transport on a non-holiday Monday through Friday in:

1. Metropolitan Phoenix as defined under R17-6-101(B)(18) during the following hours:
 - a. 7:00 a.m. to 9:00 a.m., and

- b. 4:00 p.m. to 6:00 p.m.
2. Metropolitan Tucson as defined under R17-6-101(B)(19) during the following hours:
 - a. 7:00 a.m. to 9:00 a.m., and
 - b. 4:00 p.m. to 6:00 p.m.

Historical Note

New Section made by final rulemaking at 9 A.A.R. 665, effective April 8, 2003 (Supp. 03-1).

R17-6-405. Weekend Transport

- A. This Section applies to a permittee of a vehicle or load that does not exceed dimensions as follows:
 1. 16 feet wide;
 2. 16 feet high;
 3. 120 feet long; and
 4. 250,000 pounds.
- B. A permittee of a vehicle or load described in (A) shall not transport on a Saturday or Sunday except as follows:
 1. On any non-holiday weekend Saturday or Sunday;
 2. From 3:00 a.m. until noon;
 3. On selected routes as prescribed under R17-6-412, Table 4; and
 4. With applicable escort accompaniment as prescribed under R17-6-409(C).

Historical Note

New Section made by final rulemaking at 9 A.A.R. 665, effective April 8, 2003 (Supp. 03-1).

R17-6-406. Holiday Transport

- A. The provisions of this Section apply to an overdimensional vehicle or load with dimensions greater than:
 1. 10 feet wide
 2. 14.6 feet high
 3. 10 feet long in front- or rear-overhang, or
 4. 120 feet long.
- B. A permittee shall not transport an overdimensional load described under subsection (A)(1) in Arizona on the following holidays defined in A.R.S. § 1-301:
 1. New Year’s Day,
 2. Memorial Day,
 3. Independence Day,
 4. Labor Day,
 5. Thanksgiving Day, or
 6. Christmas Day, and
- C. A holiday restriction on transport in subsection (B) also includes days before and after a holiday as follows:
 1. When a holiday occurs on a Friday, transport shall stop on Thursday at noon and may resume the following Monday at one-half hour before sunrise, or Monday at 3:00 a.m. if night movement is allowed under R17-6-409;
 2. When a holiday occurs on a Saturday or Sunday, transport shall stop on Friday at noon and may resume the following Monday at one-half hour before sunrise, or Monday at 3:00 a.m. if night movement is allowed under R17-6-409;
 3. When a holiday occurs on a Monday, transport shall stop on the preceding Friday at noon and may resume the following Tuesday at one-half hour before sunrise, or Tuesday at 3:00 a.m. if night movement is allowed under R17-6-409; and
 4. When a holiday occurs on a Tuesday, Wednesday, or Thursday, transport shall stop at noon of the day before a holiday and may resume on the day after a holiday at one-half hour before sunrise, or on the day after a holiday at 3:00 a.m. if night movement is allowed under R17-6-409.

Historical Note

New Section made by final rulemaking at 9 A.A.R. 665, effective April 8, 2003 (Supp. 03-1).

R17-6-407. Lake-specific Weekend and Holiday Transport Exception

A permittee under class A or H that transports a personal watercraft load not wider than 12 feet may operate on a state highway within ten miles of an area constructed and maintained for the purpose of launching and retrieving watercraft for the following Arizona lakes:

1. Alamo,
2. Havasu,
3. Mead,
4. Mohave,
5. Powell, or
6. Saguaro.

Historical Note

New Section made by final rulemaking at 9 A.A.R. 665, effective April 8, 2003 (Supp. 03-1).

R17-6-408. Continuous Travel

- A. The Department shall allow continuous travel of an overdimensional vehicle or load that does not exceed ten feet wide, with all other dimensions not to exceed those in Table 1.
- B. Except as prescribed under R17-6-404, the Department shall allow continuous travel of an overdimensional vehicle or load that does not exceed any dimension as follows:
 1. 10 feet wide,
 2. 14.6 feet high,
 3. Ten feet long in front- or rear-overhang, or
 4. Longer than 120 feet overall.
- C. Except during any time and location prohibited under R17-6-405 and R17-6-406, the Department shall allow continuous travel of a crane permitted as prescribed under R17-6-205 that does not exceed any dimension as follows:
 1. 11 feet wide;
 2. 14 feet high; and
 3. Ten feet in overhang.

Historical Note

New Section made by final rulemaking at 9 A.A.R. 665, effective April 8, 2003 (Supp. 03-1).

R17-6-409. Night Movement

- A. This Section applies to a vehicle or load that does not exceed any of the following dimensions:
 1. 16 feet wide;
 2. 16 feet high;
 3. 120 feet long; and

4. 250,000 pounds.

- B. A permittee of a vehicle or load within limits prescribed under subsection (A) may transport:
 1. Beginning at 3:00 a.m. except on any day, route, or time restricted under R17-6-404 through R17-6-406;
 2. On selected routes prescribed under R17-6-412, Table 4.
- C. A permittee of a vehicle or load transporting under this Section, shall have escort vehicle accompaniment as follows:
 1. A rear escort for a vehicle or load with dimensions exceeding 11 feet wide to 14 feet wide;
 2. A front and rear escort for a vehicle or load with dimensions exceeding 14 feet 1 inch to 16 feet;
 3. A front escort with a height pole for a vehicle or load with a dimension exceeding 15 feet in height.

Historical Note

New Section made by final rulemaking at 9 A.A.R. 665, effective April 8, 2003 (Supp. 03-1).

R17-6-410. Special Manufactured Home Towing Restriction

- A. A vehicle towing a manufactured home shall have a factory rating that corresponds with the following criteria:

Load measurement criteria	Towing vehicle factory rating
Less than ten feet wide and less than 50 feet long including hitch	1.5 ton
Exceeds ten feet wide or exceeds 50 feet long, or both	Two ton; four tires per drive axle and minimum 99-inch wheel base

- B. A manufactured home transporter shall cover the open side of a manufactured home module with plastic sheeting no thinner than 1.5 mil plus a rigid grillwork backing.

Historical Note

New Section made by final rulemaking at 9 A.A.R. 665, effective April 8, 2003 (Supp. 03-1).

R17-6-411. Maximum Permitted Weights

The Department shall use formulas and computations prescribed in Tables 3.01 through 3.09 and Illustration 3 to permit an overdimensional vehicle or load.

Historical Note

New Section made by final rulemaking at 9 A.A.R. 665, effective April 8, 2003 (Supp. 03-1).

Department of Transportation – Overdimensional Permits

Table 3.01. Maximum Permitted Weight Computations: 8-foot, 0-inch Axle Width
 Overweight Axle Group Chart
 Distance between the center of the front axle and the center of the rear axle of a given group.

			Inches											
			0	1	2	3	4	5	6	7	8	9	10	11
Feet	3	A	28,000	28,000	28,000	28,000	28,000	28,000	45,675	45,763	45,850	45,938	46,025	46,113
		B	32,200	32,200	32,200	32,200	32,200	32,200	52,526	52,627	52,728	52,828	52,929	53,029
	4	A	46,200	46,288	46,375	46,463	46,550	46,638	46,725	46,813	46,900	46,988	47,075	47,163
		B	53,130	53,231	53,331	53,432	53,533	53,633	53,734	53,834	53,935	54,036	54,136	54,237
	5	A	47,250	47,338	47,425	47,513	47,600	47,688	47,775	47,863	47,950	48,038	48,125	48,213
		B	54,338	54,438	54,539	54,639	54,740	54,841	54,941	55,042	55,143	55,243	55,344	55,444
	6	A	48,300	48,388	48,475	48,563	48,650	48,738	48,825	48,913	49,000	49,088	49,175	49,263
		B	55,545	55,646	55,746	55,847	55,948	56,048	56,149	56,249	56,350	56,451	56,551	56,652
	7	A	49,350	49,438	49,525	49,613	49,700	49,788	49,875	49,963	50,050	50,138	50,225	50,313
		B	56,753	56,853	56,954	57,054	57,155	57,256	57,356	57,457	57,558	57,658	57,759	57,859
	8	A	50,400	50,488	50,575	50,663	50,750	50,838	50,925	51,013	51,100	51,188	51,275	51,363
		B	57,960	58,061	58,161	58,262	58,363	58,463	58,564	58,664	58,765	58,866	58,966	59,067
	9	A	51,450	51,538	51,625	51,713	51,800	51,888	51,975	52,063	52,150	52,238	52,325	52,413
		B	59,168	59,268	59,369	59,469	59,570	59,671	59,771	59,872	59,973	60,073	60,174	60,274
	10	A	52,500	52,588	52,675	52,763	52,850	52,938	53,025	53,113	53,200	53,288	53,375	53,463
		B	60,375	60,476	60,576	60,677	60,778	60,878	60,979	61,079	61,180	61,281	61,381	61,482
	11	A	53,550	53,638	53,725	53,813	53,900	53,988	54,075	54,163	54,250	54,338	54,425	54,513
		B	61,583	61,683	61,784	61,884	61,985	62,086	62,186	62,287	62,388	62,488	62,589	62,689
	12	A	54,600	54,688	54,775	54,863	54,950	55,038	55,125	55,213	55,300	55,388	55,475	55,563
		B	62,790	62,891	62,991	63,092	63,193	63,293	63,394	63,494	63,595	63,696	63,796	63,897
	13	A	55,650	55,738	55,825	55,913	56,000	56,088	56,175	56,263	56,350	56,438	56,525	56,613
		B	63,998	64,098	64,199	64,299	64,400	64,501	64,601	64,702	64,803	64,903	65,004	65,104
	14	A	56,700	56,788	56,875	56,963	57,050	57,138	57,225	57,313	57,400	57,488	57,575	57,663
		B	65,205	65,306	65,406	65,507	65,608	65,708	65,809	65,909	66,010	66,111	66,211	66,312
	15	A	57,750	57,838	57,925	58,013	58,100	58,188	58,275	58,363	58,450	58,538	58,625	58,713
		B	66,413	66,513	66,614	66,714	66,815	66,916	67,016	67,117	67,218	67,318	67,419	67,519
	16	A	58,800	58,888	58,975	59,063	59,150	59,238	59,325	59,413	59,500	59,588	59,675	59,763
		B	67,620	67,721	67,821	67,922	68,023	68,123	68,224	68,324	68,425	68,526	68,626	68,727
	17	A	59,850	59,938	60,025	60,113	60,200	60,288	60,375	60,463	60,550	60,638	60,725	60,813
		B	68,828	68,928	69,029	69,129	69,230	69,331	69,431	69,532	69,633	69,733	69,834	69,934
	18	A	60,900											
		B	70,035											

Computation Formula: Weight = 1.5 X 700 (L + 40)
 (L = Distance between the center of the front axle and the center of the rear axle of a given group.)
 Legend:
 Line A: 4 tires per axle or 2) 14-inch wide tires. Value is the formula only.
 Line B: 8 tires per axle or 4) 14-inch wide tires. Value is the formula plus 15%.

Historical Note
 New Table made by final rulemaking at 9 A.A.R. 665, effective April 8, 2003 (Supp. 03-1).

Table 3.02. Maximum Permitted Weight Computations: 8-foot, 3-inch Axle Width
 Overweight Axle Group Chart
 Distance between the center of the front axle and the center of the rear axle of a given group.

			Inches											
			0	1	2	3	4	5	6	7	8	9	10	11
Feet	3	A	28,525	28,525	28,525	28,525	28,525	28,525	46,531	46,621	46,710	46,799	46,888	46,977
		B	32,550	32,550	32,550	32,550	32,550	32,550	53,097	53,199	53,301	53,402	53,504	53,606
	4	A	47,066	47,155	47,245	47,334	47,423	47,512	47,601	47,690	47,779	47,869	47,958	48,047
		B	53,708	53,809	53,911	54,013	54,114	54,216	54,318	54,420	54,521	54,623	54,725	54,826
	5	A	48,136	48,225	48,314	48,403	48,493	48,582	48,671	48,760	48,849	48,938	49,027	49,116
		B	54,928	55,030	55,132	55,233	55,335	55,437	55,538	55,640	55,742	55,844	55,945	56,047
	6	A	49,206	49,295	49,384	49,473	49,562	49,651	49,740	49,830	49,919	50,008	50,097	50,186
		B	56,149	56,250	56,352	56,454	56,556	56,657	56,759	56,861	56,963	57,064	57,166	57,268
	7	A	50,275	50,364	50,454	50,543	50,632	50,721	50,810	50,899	50,988	51,078	51,167	51,256
		B	57,369	57,471	57,573	57,675	57,776	57,878	57,980	58,081	58,183	58,285	58,387	58,488
	8	A	51,345	51,434	51,523	51,612	51,702	51,791	51,880	51,969	52,058	52,147	52,236	52,326
		B	58,590	58,692	58,793	58,895	58,997	59,099	59,200	59,302	59,404	59,505	59,607	59,709
	9	A	52,415	52,504	52,593	52,682	52,771	52,860	52,950	53,039	53,128	53,217	53,306	53,395
		B	59,811	59,912	60,014	60,116	60,218	60,319	60,421	60,523	60,624	60,726	60,828	60,930
	10	A	53,484	53,574	53,663	53,752	53,841	53,930	54,019	54,108	54,198	54,287	54,376	54,465
		B	61,031	61,133	61,235	61,336	61,438	61,540	61,642	61,743	61,845	61,947	62,048	62,150
	11	A	54,554	54,643	54,732	54,821	54,911	55,000	55,089	55,178	55,267	55,356	55,445	55,535
		B	62,252	62,354	62,455	62,557	62,659	62,760	62,862	62,964	63,066	63,167	63,269	63,371
	12	A	55,624	55,713	55,802	55,891	55,980	56,069	56,159	56,248	56,337	56,426	56,515	56,604
		B	63,473	63,574	63,676	63,778	63,879	63,981	64,083	64,185	64,286	64,388	64,490	64,591
	13	A	56,693	56,783	56,872	56,961	57,050	57,139	57,228	57,317	57,407	57,496	57,585	57,674
		B	64,693	64,795	64,897	64,998	65,100	65,202	65,303	65,405	65,507	65,609	65,710	65,812
	14	A	57,763	57,852	57,941	58,031	58,120	58,209	58,298	58,387	58,476	58,565	58,655	58,744
		B	65,914	66,015	66,117	66,219	66,321	66,422	66,524	66,626	66,728	66,829	66,931	67,033
	15	A	58,833	58,922	59,011	59,100	59,189	59,279	59,368	59,457	59,546	59,635	59,724	59,813
		B	67,134	67,236	67,338	67,440	67,541	67,643	67,745	67,846	67,948	68,050	68,152	68,253
	16	A	59,903	59,992	60,081	60,170	60,259	60,348	60,437	60,526	60,616	60,705	60,794	60,883
		B	68,355	68,457	68,558	68,660	68,762	68,864	68,965	69,067	69,169	69,270	69,372	69,474
	17	A	60,972	61,061	61,150	61,240	61,329	61,418	61,507	61,596	61,685	61,774	61,864	61,953
		B	69,576	69,677	69,779	69,881	69,983	70,084	70,186	70,288	70,389	70,491	70,593	70,695
	18	A	62,042											
		B	70,796											

Computation Formula: Weight = 1.5 X 700 (L + 40)
 (L = Distance between the center of the front axle and the center of the rear axle of a given group.)
 Legend:
 Line A: 4 tires per axle or 2) 14-inch wide tires. Value is the formula plus 1.875%.
 Line B: 8 tires per axle or 4) 14-inch wide tires. Value is the formula plus 16.25%.

Historical Note
 New Table made by final rulemaking at 9 A.A.R. 665, effective April 8, 2003 (Supp. 03-1).

Department of Transportation – Overdimensional Permits

Table 3.03. Maximum Permitted Weight Computations: 8-foot, 6-inch Axle Width
 Overweight Axle Group Chart
 Distance between the center of the front axle and the center of the rear axle of a given group.

			Inches												
			0	1	2	3	4	5	6	7	8	9	10	11	
Feet	3	A	29,050	29,050	29,050	29,050	29,050	29,050	29,050	47,388	47,479	47,569	47,660	47,751	47,842
		B	32,900	32,900	32,900	32,900	32,900	32,900	32,900	53,668	53,771	53,874	53,977	54,079	54,182
	4	A	47,933	48,023	48,114	48,205	48,296	48,386	48,477	48,568	48,659	48,750	48,840	48,931	
		B	54,285	54,388	54,491	54,593	54,696	54,799	54,902	55,005	55,108	55,210	55,313	55,416	
	5	A	49,022	49,113	49,203	49,294	49,385	49,476	49,567	49,657	49,748	49,839	49,930	50,020	
		B	55,519	55,622	55,724	55,827	55,930	56,033	56,136	56,238	56,341	56,444	56,547	56,650	
	6	A	50,111	50,202	50,293	50,384	50,474	50,565	50,656	50,747	50,838	50,928	51,019	51,110	
		B	56,753	56,855	56,958	57,061	57,164	57,267	57,369	57,472	57,575	57,678	57,781	57,883	
	7	A	51,201	51,291	51,382	51,473	51,564	51,655	51,745	51,836	51,927	52,018	52,108	52,199	
		B	57,986	58,089	58,192	58,295	58,398	58,500	58,603	58,706	58,809	58,912	59,014	59,117	
	8	A	52,290	52,381	52,472	52,562	52,653	52,744	52,835	52,925	53,016	53,107	53,198	53,289	
		B	59,220	59,323	59,426	59,528	59,631	59,734	59,837	59,940	60,043	60,145	60,248	60,351	
	9	A	53,379	53,470	53,561	53,652	53,743	53,833	53,924	54,015	54,106	54,196	54,287	54,378	
		B	60,454	60,557	60,659	60,762	60,865	60,968	61,071	61,173	61,276	61,379	61,482	61,585	
	10	A	54,469	54,560	54,650	54,741	54,832	54,923	55,013	55,104	55,195	55,286	55,377	55,467	
		B	61,688	61,790	61,893	61,996	62,099	62,202	62,304	62,407	62,510	62,613	62,716	62,818	
	11	A	55,558	55,649	55,740	55,830	55,921	56,012	56,103	56,194	56,284	56,375	56,466	56,557	
		B	62,921	63,024	63,127	63,230	63,333	63,435	63,538	63,641	63,744	63,847	63,949	64,052	
	12	A	56,648	56,738	56,829	56,920	57,011	57,101	57,192	57,283	57,374	57,465	57,555	57,646	
		B	64,155	64,258	64,361	64,463	64,566	64,669	64,772	64,875	64,978	65,080	65,183	65,286	
	13	A	57,737	57,828	57,918	58,009	58,100	58,191	58,282	58,372	58,463	58,554	58,645	58,735	
		B	65,389	65,492	65,594	65,697	65,800	65,903	66,006	66,108	66,211	66,314	66,417	66,520	
	14	A	58,826	58,917	59,008	59,099	59,189	59,280	59,371	59,462	59,553	59,643	59,734	59,825	
		B	66,623	66,725	66,828	66,931	67,034	67,137	67,239	67,342	67,445	67,548	67,651	67,753	
	15	A	59,916	60,006	60,097	60,188	60,279	60,370	60,460	60,551	60,642	60,733	60,823	60,914	
		B	67,856	67,959	68,062	68,165	68,268	68,370	68,473	68,576	68,679	68,782	68,884	68,987	
	16	A	61,005	61,096	61,187	61,277	61,368	61,459	61,550	61,640	61,731	61,822	61,913	62,004	
		B	69,090	69,193	69,296	69,398	69,501	69,604	69,707	69,810	69,913	70,015	70,118	70,221	
	17	A	62,094	62,185	62,276	62,367	62,458	62,548	62,639	62,730	62,821	62,911	63,002	63,093	
		B	70,324	70,427	70,529	70,632	70,735	70,838	70,941	71,043	71,146	71,249	71,352	71,455	
	18	A	63,184												
		B	71,558												

Computation Formula: Weight = 1.5 X 700 (L + 40)
 (L = Distance between the center of the front axle and the center of the rear axle of a given group.)
 Legend:
 Line A: 4 tires per axle or 2) 14-inch wide tires. Value is the formula plus 3.75%.
 Line B: 8 tires per axle or 4) 14-inch wide tires. Value is the formula plus 17.5%.

Historical Note
 New Table made by final rulemaking at 9 A.A.R. 665, effective April 8, 2003 (Supp. 03-1).

Table 3.04. Maximum Permitted Weight Computations: 8-foot, 9-inch Axle Width
 Overweight Axle Group Chart
 Distance between the center of the front axle and the center of the rear axle of a given group.

			Inches												
			0	1	2	3	4	5	6	7	8	9	10	11	
Feet	3	A	29,575	29,575	29,575	29,575	29,575	29,575	29,575	48,244	48,337	48,429	48,521	48,614	48,706
		B	33,250	33,250	33,250	33,250	33,250	33,250	33,250	54,239	54,343	54,447	54,551	54,655	54,759
	4	A	48,799	48,891	48,984	49,076	49,168	49,261	49,353	49,446	49,538	49,631	49,723	49,815	
		B	54,863	54,966	55,070	55,174	55,278	55,382	55,486	55,590	55,694	55,798	55,902	56,005	
	5	A	49,908	50,000	50,093	50,185	50,278	50,370	50,462	50,555	50,647	50,740	50,832	50,924	
		B	56,109	56,213	56,317	56,421	56,525	56,629	56,733	56,837	56,941	57,045	57,148	57,252	
	6	A	51,017	51,109	51,202	51,294	51,387	51,479	51,571	51,664	51,756	51,849	51,941	52,034	
		B	57,356	57,460	57,564	57,668	57,772	57,876	57,980	58,084	58,188	58,291	58,395	58,499	
	7	A	52,126	52,218	52,311	52,403	52,496	52,588	52,680	52,773	52,865	52,958	53,050	53,143	
		B	58,603	58,707	58,811	58,915	59,019	59,123	59,227	59,330	59,434	59,538	59,642	59,746	
	8	A	53,235	53,327	53,420	53,512	53,605	53,697	53,790	53,882	53,974	54,067	54,159	54,252	
		B	59,850	59,954	60,058	60,162	60,266	60,370	60,473	60,577	60,681	60,785	60,889	60,993	
	9	A	54,344	54,436	54,529	54,621	54,714	54,806	54,899	54,991	55,083	55,176	55,268	55,361	
		B	61,097	61,201	61,305	61,409	61,513	61,616	61,720	61,824	61,928	62,032	62,136	62,240	
	10	A	55,453	55,546	55,638	55,730	55,823	55,915	56,008	56,100	56,193	56,285	56,377	56,470	
		B	62,344	62,448	62,552	62,655	62,759	62,863	62,967	63,071	63,175	63,279	63,383	63,487	
	11	A	56,562	56,655	56,747	56,839	56,932	57,024	57,117	57,209	57,302	57,394	57,486	57,579	
		B	63,591	63,695	63,798	63,902	64,006	64,110	64,214	64,318	64,422	64,526	64,630	64,734	
	12	A	57,671	57,764	57,856	57,949	58,041	58,133	58,226	58,318	58,411	58,503	58,595	58,688	
		B	64,838	64,941	65,045	65,149	65,253	65,357	65,461	65,565	65,669	65,773	65,877	65,980	
	13	A	58,780	58,873	58,965	59,058	59,150	59,242	59,335	59,427	59,520	59,612	59,705	59,797	
		B	66,084	66,188	66,292	66,396	66,500	66,604	66,708	66,812	66,916	67,020	67,123	67,227	
	14	A	59,889	59,982	60,074	60,167	60,259	60,351	60,444	60,536	60,629	60,721	60,814	60,906	
		B	67,331	67,435	67,539	67,643	67,747	67,851	67,955	68,059	68,163	68,266	68,370	68,474	
	15	A	60,998	61,091	61,183	61,276	61,368	61,461	61,553	61,645	61,738	61,830	61,923	62,015	
		B	68,578	68,682	68,786	68,890	68,994	69,098	69,202	69,305	69,409	69,513	69,617	69,721	
	16	A	62,108	62,200	62,292	62,385	62,477	62,570	62,662	62,754	62,847	62,939	63,032	63,124	
		B	69,825	69,929	70,033	70,137	70,241	70,345	70,448	70,552	70,656	70,760	70,864	70,968	
	17	A	63,217	63,309	63,401	63,494	63,586	63,679	63,771	63,864	63,956	64,048	64,141	64,233	
		B	71,072	71,176	71,280	71,384	71,488	71,591	71,695	71,799	71,903	72,007	72,111	72,215	
	18	A	64,326												
		B	72,319												

Computation Formula: Weight = 1.5 X 700 (L + 40)
 (L = Distance between the center of the front axle and the center of the rear axle of a given group.)
 Legend:
 Line A: 4 tires per axle or 2) 14-inch wide tires. Value is the formula plus 5.625%.
 Line B: 8 tires per axle or 4) 14-inch wide tires. Value is the formula plus 18.75%.

Historical Note
 New Table made by final rulemaking at 9 A.A.R. 665, effective April 8, 2003 (Supp. 03-1).

Department of Transportation – Overdimensional Permits

Table 3.05. Maximum Permitted Weight Computations: 9-foot, 0-inch Axle Width
 Overweight Axle Group Chart
 Distance between the center of the front axle and the center of the rear axle of a given group.

			Inches											
			0	1	2	3	4	5	6	7	8	9	10	11
Feet	3	A	30,100	30,100	30,100	30,100	30,100	30,100	49,101	49,195	49,289	49,383	49,477	49,571
		B	33,600	33,600	33,600	33,600	33,600	33,600	54,810	54,915	55,020	55,125	55,230	55,335
	4	A	49,665	49,759	49,853	49,947	50,041	50,135	50,229	50,323	50,418	50,512	50,606	50,700
		B	55,440	55,545	55,650	55,755	55,860	55,965	56,070	56,175	56,280	56,385	56,490	56,595
	5	A	50,794	50,888	50,982	51,076	51,170	51,264	51,358	51,452	51,546	51,640	51,734	51,828
		B	56,700	56,805	56,910	57,015	57,120	57,225	57,330	57,435	57,540	57,645	57,750	57,855
	6	A	51,923	52,017	52,111	52,205	52,299	52,393	52,487	52,581	52,675	52,769	52,863	52,957
		B	57,960	58,065	58,170	58,275	58,380	58,485	58,590	58,695	58,800	58,905	59,010	59,115
	7	A	53,051	53,145	53,239	53,333	53,428	53,522	53,616	53,710	53,804	53,898	53,992	54,086
		B	59,220	59,325	59,430	59,535	59,640	59,745	59,850	59,955	60,060	60,165	60,270	60,375
	8	A	54,180	54,274	54,368	54,462	54,556	54,650	54,744	54,838	54,933	55,027	55,121	55,215
		B	60,480	60,585	60,690	60,795	60,900	61,005	61,110	61,215	61,320	61,425	61,530	61,635
	9	A	55,309	55,403	55,497	55,591	55,685	55,779	55,873	55,967	56,061	56,155	56,249	56,343
		B	61,740	61,845	61,950	62,055	62,160	62,265	62,370	62,475	62,580	62,685	62,790	62,895
	10	A	56,438	56,532	56,626	56,720	56,814	56,908	57,002	57,096	57,190	57,284	57,378	57,472
		B	63,000	63,105	63,210	63,315	63,420	63,525	63,630	63,735	63,840	63,945	64,050	64,155
	11	A	57,566	57,660	57,754	57,848	57,943	58,037	58,131	58,225	58,319	58,413	58,507	58,601
		B	64,260	64,365	64,470	64,575	64,680	64,785	64,890	64,995	65,100	65,205	65,310	65,415
	12	A	58,695	58,789	58,883	58,977	59,071	59,165	59,259	59,353	59,448	59,542	59,636	59,730
		B	65,520	65,625	65,730	65,835	65,940	66,045	66,150	66,255	66,360	66,465	66,570	66,675
	13	A	59,824	59,918	60,012	60,106	60,200	60,294	60,388	60,482	60,576	60,670	60,764	60,858
		B	66,780	66,885	66,990	67,095	67,200	67,305	67,410	67,515	67,620	67,725	67,830	67,935
	14	A	60,953	61,047	61,141	61,235	61,329	61,423	61,517	61,611	61,705	61,799	61,893	61,987
		B	68,040	68,145	68,250	68,355	68,460	68,565	68,670	68,775	68,880	68,985	69,090	69,195
	15	A	62,081	62,175	62,269	62,363	62,458	62,552	62,646	62,740	62,834	62,928	63,022	63,116
		B	69,300	69,405	69,510	69,615	69,720	69,825	69,930	70,035	70,140	70,245	70,350	70,455
	16	A	63,210	63,304	63,398	63,492	63,586	63,680	63,774	63,868	63,963	64,057	64,151	64,245
		B	70,560	70,665	70,770	70,875	70,980	71,085	71,190	71,295	71,400	71,505	71,610	71,715
	17	A	64,339	64,433	64,527	64,621	64,715	64,809	64,903	64,997	65,091	65,185	65,279	65,373
		B	71,820	71,925	72,030	72,135	72,240	72,345	72,450	72,555	72,660	72,765	72,870	72,975
	18	A	65,468											
		B	73,080											

Computation Formula: Weight = 1.5 X 700 (L + 40)
 (L = Distance between the center of the front axle and the center of the rear axle of a given group.)
 Legend:
 Line A: 4 tires per axle or 2) 14-inch wide tires. Value is the formula plus 7.5%.
 Line B: 8 tires per axle or 4) 14-inch wide tires. Value is the formula plus 20%.

Historical Note
 New Table made by final rulemaking at 9 A.A.R. 665, effective April 8, 2003 (Supp. 03-1).

Table 3.06. Maximum Permitted Weight Computations: 9-foot, 3-inch Axle Width
 Overweight Axle Group Chart
 Distance between the center of the front axle and the center of the rear axle of a given group.

			Inches											
			0	1	2	3	4	5	6	7	8	9	10	11
Feet	3	A	30,625	30,625	30,625	30,625	30,625	30,625	49,957	50,053	50,148	50,244	50,340	50,436
		B	33,950	33,950	33,950	33,950	33,950	33,950	55,381	55,487	55,593	55,699	55,805	55,911
	4	A	50,531	50,627	50,723	50,818	50,914	51,010	51,105	51,201	51,297	51,393	51,488	51,584
		B	56,018	56,124	56,230	56,336	56,442	56,548	56,654	56,760	56,866	56,972	57,078	57,185
	5	A	51,680	51,775	51,871	51,967	52,063	52,158	52,254	52,350	52,445	52,541	52,637	52,732
		B	57,291	57,397	57,503	57,609	57,715	57,821	57,927	58,033	58,139	58,245	58,352	58,458
	6	A	52,828	52,924	53,020	53,115	53,211	53,307	53,402	53,498	53,594	53,689	53,785	53,881
		B	58,564	58,670	58,776	58,882	58,988	59,094	59,200	59,306	59,413	59,519	59,625	59,731
	7	A	53,977	54,072	54,168	54,264	54,359	54,455	54,551	54,646	54,742	54,838	54,934	55,029
		B	59,837	59,943	60,049	60,155	60,261	60,367	60,473	60,580	60,686	60,792	60,898	61,004
	8	A	55,125	55,221	55,316	55,412	55,508	55,604	55,699	55,795	55,891	55,986	56,082	56,178
		B	61,110	61,216	61,322	61,428	61,534	61,640	61,747	61,853	61,959	62,065	62,171	62,277
	9	A	56,273	56,369	56,465	56,561	56,656	56,752	56,848	56,943	57,039	57,135	57,230	57,326
		B	62,383	62,489	62,595	62,701	62,808	62,914	63,020	63,126	63,232	63,338	63,444	63,550
	10	A	57,422	57,518	57,613	57,709	57,805	57,900	57,996	58,092	58,188	58,283	58,379	58,475
		B	63,656	63,762	63,868	63,975	64,081	64,187	64,293	64,399	64,505	64,611	64,717	64,823
	11	A	58,570	58,666	58,762	58,857	58,953	59,049	59,145	59,240	59,336	59,432	59,527	59,623
		B	64,929	65,035	65,142	65,248	65,354	65,460	65,566	65,672	65,778	65,884	65,990	66,096
	12	A	59,719	59,814	59,910	60,006	60,102	60,197	60,293	60,389	60,484	60,580	60,676	60,771
		B	66,203	66,309	66,415	66,521	66,627	66,733	66,839	66,945	67,051	67,157	67,263	67,370
	13	A	60,867	60,963	61,059	61,154	61,250	61,346	61,441	61,537	61,633	61,729	61,824	61,920
		B	67,476	67,582	67,688	67,794	67,900	68,006	68,112	68,218	68,324	68,430	68,537	68,643
	14	A	62,016	62,111	62,207	62,303	62,398	62,494	62,590	62,686	62,781	62,877	62,973	63,068
		B	68,749	68,855	68,961	69,067	69,173	69,279	69,385	69,491	69,598	69,704	69,810	69,916
	15	A	63,164	63,260	63,355	63,451	63,547	63,643	63,738	63,834	63,930	64,025	64,121	64,217
		B	70,022	70,128	70,234	70,340	70,446	70,552	70,658	70,765	70,871	70,977	71,083	71,189
	16	A	64,313	64,408	64,504	64,600	64,695	64,791	64,887	64,982	65,078	65,174	65,270	65,365
		B	71,295	71,401	71,507	71,613	71,719	71,825	71,932	72,038	72,144	72,250	72,356	72,462
	17	A	65,461	65,557	65,652	65,748	65,844	65,939	66,035	66,131	66,227	66,322	66,418	66,514
		B	72,568	72,674	72,780	72,886	72,993	73,099	73,205	73,311	73,417	73,523	73,629	73,735
	18	A	66,609											
		B	73,841											

Computation Formula: Weight = 1.5 X 700 (L + 40)
 (L = Distance between the center of the front axle and the center of the rear axle of a given group.)

Legend:
 Line A: 4 tires per axle or 2) 14-inch wide tires. Value is the formula plus 9.375%.
 Line B: 8 tires per axle or 4) 14-inch wide tires. Value is the formula plus 21.25%.

Historical Note

New Table made by final rulemaking at 9 A.A.R. 665, effective April 8, 2003 (Supp. 03-1).

Department of Transportation – Overdimensional Permits

Table 3.07. Maximum Permitted Weight Computations: 9-foot, 6-inch Axle Width
 Overweight Axle Group Chart
 Distance between the center of the front axle and the center of the rear axle of a given group.

			Inches												
			0	1	2	3	4	5	6	7	8	9	10	11	
Feet	3	A	31,150	31,150	31,150	31,150	31,150	31,150	31,150	50,813	50,911	51,008	51,105	51,203	51,300
		B	34,300	34,000	34,300	34,300	34,300	34,300	34,300	55,952	56,059	56,166	56,273	56,381	56,488
	4	A	51,398	51,495	51,592	51,690	51,787	51,884	51,982	52,079	52,176	52,274	52,371	52,468	
		B	56,595	56,702	56,809	56,917	57,024	57,131	57,238	57,345	57,453	57,560	57,667	57,774	
	5	A	52,566	52,663	52,760	52,858	52,955	53,052	53,150	53,247	53,344	53,442	53,539	53,636	
		B	57,881	57,988	58,096	58,203	58,310	58,417	58,524	58,632	58,739	58,846	58,953	59,060	
	6	A	53,734	53,831	53,928	54,026	54,123	54,220	54,318	54,415	54,513	54,610	54,707	54,805	
		B	59,168	59,275	59,382	59,489	59,596	59,703	59,811	59,918	60,025	60,132	60,239	60,347	
	7	A	54,902	54,999	55,097	55,194	55,291	55,389	55,486	55,583	55,681	55,778	55,875	55,973	
		B	60,454	60,561	60,668	60,775	60,883	60,990	61,097	61,204	61,311	61,418	61,526	61,633	
	8	A	56,070	56,167	56,265	56,362	56,459	56,557	56,654	56,751	56,849	56,946	57,043	57,141	
		B	61,740	61,847	61,954	62,062	62,169	62,276	62,383	62,490	62,598	62,705	62,812	62,919	
	9	A	57,238	57,335	57,433	57,530	57,628	57,725	57,822	57,920	58,017	58,114	58,212	58,309	
		B	63,026	63,133	63,241	63,348	63,455	63,562	63,669	63,777	63,884	63,991	64,098	64,205	
	10	A	58,406	58,504	58,601	58,698	58,796	58,893	58,990	59,088	59,185	59,282	59,380	59,477	
		B	64,313	64,420	64,527	64,634	64,741	64,848	64,956	65,063	65,170	65,277	65,384	65,492	
	11	A	59,574	59,672	59,769	59,866	59,964	60,061	60,158	60,256	60,353	60,450	60,548	60,645	
		B	65,599	65,706	65,813	65,920	66,028	66,135	66,242	66,349	66,456	66,563	66,671	66,778	
	12	A	60,743	60,840	60,937	61,035	61,132	61,229	61,327	61,424	61,521	61,619	61,716	61,813	
		B	66,885	66,992	67,099	67,207	67,314	67,421	67,528	67,635	67,743	67,850	67,957	68,064	
	13	A	61,911	62,008	62,105	62,203	62,300	62,397	62,495	62,592	62,689	62,787	62,884	62,981	
		B	68,171	68,278	68,386	68,493	68,600	68,707	68,814	68,922	69,029	69,136	69,243	69,350	
	14	A	63,079	63,176	63,273	63,371	63,468	63,565	63,663	63,760	63,858	63,955	64,052	64,150	
		B	69,458	69,565	69,672	69,779	69,886	69,993	70,101	70,208	70,315	70,422	70,529	70,637	
	15	A	64,247	64,344	64,442	64,539	64,636	64,734	64,831	64,928	65,026	65,123	65,220	65,318	
		B	70,744	70,851	70,958	71,065	71,173	71,280	71,387	71,494	71,601	71,708	71,816	71,923	
	16	A	65,415	65,512	65,610	65,707	65,804	65,902	65,999	66,096	66,194	66,291	66,388	66,486	
		B	72,030	72,137	72,244	72,352	72,459	72,566	72,673	72,780	72,888	72,995	73,102	73,209	
	17	A	66,583	66,680	66,778	66,875	66,973	67,070	67,167	67,265	67,362	67,459	67,557	67,654	
		B	73,316	73,423	73,531	73,638	73,745	73,852	73,959	74,067	74,174	74,281	74,388	74,495	
	18	A	67,751												
		B	74,603												

Computation Formula: Weight = 1.5 X 700 (L + 40)
 (L = Distance between the center of the front axle and the center of the rear axle of a given group.)
 Legend:
 Line A: 4 tires per axle or 2) 14-inch wide tires. Value is the formula plus 11.25%.
 Line B: 8 tires per axle or 4) 14-inch wide tires. Value is the formula plus 22.5%.

Historical Note

New Table made by final rulemaking at 9 A.A.R. 665, effective April 8, 2003 (Supp. 03-1).

Table 3.08. Maximum Permitted Weight Computations: 9-foot, 9-inch Axle Width
 Overweight Axle Group Chart
 Distance between the center of the front axle and the center of the rear axle of a given group.

			Inches											
			0	1	2	3	4	5	6	7	8	9	10	11
Feet	3	A	31,675	31,675	31,675	31,675	31,675	31,675	51,670	51,769	51,868	51,967	52,066	52,165
		B	34,650	34,650	34,650	34,650	34,650	34,650	56,523	56,631	56,739	56,848	56,956	57,064
	4	A	52,264	52,363	52,462	52,561	52,660	52,759	52,858	52,957	53,056	53,155	53,254	53,353
		B	57,173	57,281	57,389	57,497	57,606	57,714	57,822	57,930	58,039	58,147	58,255	58,364
	5	A	53,452	53,551	53,650	53,749	53,848	53,946	54,045	54,144	54,243	54,342	54,441	54,540
		B	58,472	58,580	58,688	58,797	58,905	59,013	59,122	59,230	59,338	59,446	59,555	59,663
	6	A	54,639	54,738	54,837	54,936	55,035	55,134	55,233	55,332	55,431	55,530	55,629	55,728
		B	59,771	59,880	59,988	60,096	60,204	60,313	60,421	60,529	60,638	60,746	60,854	60,962
	7	A	55,827	55,926	56,025	56,124	56,223	56,322	56,421	56,520	56,619	56,718	56,817	56,916
		B	61,071	61,179	61,287	61,395	61,504	61,612	61,720	61,829	61,937	62,045	62,153	62,262
	8	A	57,015	57,114	57,213	57,312	57,411	57,510	57,609	57,708	57,807	57,906	58,005	58,104
		B	62,370	62,478	62,587	62,695	62,803	62,911	63,020	63,128	63,236	63,345	63,453	63,561
	9	A	58,203	58,302	58,401	58,500	58,599	58,698	58,797	58,896	58,995	59,094	59,193	59,292
		B	63,669	63,778	63,886	63,994	64,103	64,211	64,319	64,427	64,536	64,644	64,752	64,860
	10	A	59,391	59,490	59,589	59,688	59,787	59,886	59,985	60,084	60,183	60,281	60,380	60,479
		B	64,969	65,077	65,185	65,294	65,402	65,510	65,618	65,727	65,835	65,943	66,052	66,160
	11	A	60,578	60,677	60,776	60,875	60,974	61,073	61,172	61,271	61,370	61,469	61,568	61,667
		B	66,268	66,376	66,485	66,593	66,701	66,810	66,918	67,026	67,134	67,243	67,351	67,459
	12	A	61,766	61,865	61,964	62,063	62,162	62,261	62,360	62,459	62,558	62,657	62,756	62,855
		B	67,568	67,676	67,784	67,892	68,001	68,109	68,217	68,325	68,434	68,542	68,650	68,759
	13	A	62,954	63,053	63,152	63,251	63,350	63,449	63,548	63,647	63,746	63,845	63,944	64,043
		B	68,867	68,975	69,083	69,192	69,300	69,408	69,517	69,625	69,733	69,841	69,950	70,058
	14	A	64,142	64,241	64,340	64,439	64,538	64,637	64,736	64,835	64,934	65,033	65,132	65,231
		B	70,166	70,275	70,383	70,491	70,599	70,708	70,816	70,924	71,033	71,141	71,249	71,357
	15	A	65,330	65,429	65,528	65,627	65,726	65,825	65,924	66,023	66,122	66,221	66,320	66,419
		B	71,466	71,574	71,682	71,790	71,899	72,007	72,115	72,224	72,332	72,440	72,548	72,657
	16	A	66,518	66,616	66,715	66,814	66,913	67,012	67,111	67,210	67,309	67,408	67,507	67,606
		B	72,765	72,873	72,982	73,090	73,198	73,306	73,415	73,523	73,631	73,740	73,848	73,956
	17	A	67,705	67,804	67,903	68,002	68,101	68,200	68,299	68,398	68,497	68,596	68,695	68,794
		B	74,064	74,173	74,281	74,389	74,498	74,606	74,714	74,822	74,931	75,039	75,147	75,255
	18	A	68,893											
		B	75,364											

Computation Formula: Weight = 1.5 X 700 (L + 40)
 (L = Distance between the center of the front axle and the center of the rear axle of a given group.)
 Legend:
 Line A: 4 tires per axle or 2) 14-inch wide tires. Value is the formula plus 13.125%.
 Line B: 8 tires per axle or 4) 14-inch wide tires. Value is the formula plus 23.75%.

Historical Note
 New Table made by final rulemaking at 9 A.A.R. 665, effective April 8, 2003 (Supp. 03-1).

Department of Transportation – Overdimensional Permits

Table 3.09. Maximum Permitted Weight Computations: 10-foot, 0-inch Axle Width
 Overweight Axle Group Chart
 Distance between the center of the front axle and the center of the rear axle of a given group.

			Inches											
			0	1	2	3	4	5	6	7	8	9	10	11
Feet	3	A	32,200	32,200	32,200	32,200	32,200	32,200	52,526	52,627	52,728	52,828	52,929	53,029
		B	35,000	35,000	35,000	35,000	35,000	35,000	57,094	57,203	57,313	57,422	57,531	57,641
	4	A	53,130	53,231	53,331	53,432	53,533	53,633	53,734	53,834	53,935	54,036	54,136	54,237
		B	57,750	57,859	57,969	58,078	58,188	58,297	58,406	58,516	58,625	58,734	58,844	58,953
	5	A	54,338	54,438	54,539	54,639	54,740	54,841	54,941	55,042	55,143	55,243	55,344	55,444
		B	59,063	59,172	59,281	59,391	59,500	59,609	59,719	59,828	59,938	60,047	60,156	60,266
	6	A	55,545	55,646	55,746	55,847	55,948	56,048	56,149	56,249	56,350	56,451	56,551	56,652
		B	60,375	60,484	60,594	60,703	60,813	60,922	61,031	61,141	61,250	61,359	61,469	61,578
	7	A	56,753	56,853	56,954	57,054	57,155	57,256	57,356	57,457	57,558	57,658	57,759	57,859
		B	61,688	61,797	61,906	62,016	62,125	62,234	62,344	62,453	62,563	62,672	62,781	62,891
	8	A	57,960	58,061	58,161	58,262	58,363	58,463	58,564	58,664	58,765	58,866	58,966	59,067
		B	63,000	63,109	63,219	63,328	63,438	63,547	63,656	63,766	63,875	63,984	64,094	64,203
	9	A	59,168	59,268	59,369	59,469	59,570	59,671	59,771	59,872	59,973	60,073	60,174	60,274
		B	64,313	64,422	64,531	64,641	64,750	64,859	64,969	65,078	65,188	65,297	65,406	65,516
	10	A	60,375	60,476	60,576	60,677	60,778	60,878	60,979	61,079	61,180	61,281	61,381	61,482
		B	65,625	65,734	65,844	65,953	66,063	66,172	66,281	66,391	66,500	66,609	66,719	66,828
	11	A	61,583	61,683	61,784	61,884	61,985	62,086	62,186	62,287	62,388	62,488	62,589	62,689
		B	66,938	67,047	67,156	67,266	67,375	67,484	67,594	67,703	67,813	67,922	68,031	68,141
	12	A	62,790	62,891	62,991	63,092	63,193	63,293	63,394	63,494	63,595	63,696	63,796	63,897
		B	68,250	68,359	68,469	68,578	68,688	68,797	68,906	69,016	69,125	69,234	69,344	69,453
	13	A	63,998	64,098	64,199	64,299	64,400	64,501	64,601	64,702	64,803	64,903	65,004	65,104
		B	69,563	69,672	69,781	69,891	70,000	70,109	70,219	70,328	70,438	70,547	70,656	70,766
	14	A	65,205	65,306	65,406	65,507	65,608	65,708	65,809	65,909	66,010	66,111	66,211	66,312
		B	70,875	70,984	71,094	71,203	71,313	71,422	71,531	71,641	71,750	71,859	71,969	72,078
	15	A	66,413	66,513	66,614	66,714	66,815	66,916	67,016	67,117	67,218	67,318	67,419	67,519
		B	72,188	72,297	72,406	72,516	72,625	72,734	72,844	72,953	73,063	73,172	73,281	73,391
	16	A	67,620	67,721	67,821	67,922	68,023	68,123	68,224	68,324	68,425	68,526	68,626	68,727
		B	73,500	73,609	73,719	73,828	73,938	74,047	74,156	74,266	74,375	74,484	74,594	74,703
	17	A	68,828	68,928	69,029	69,129	69,230	69,331	69,431	69,532	69,633	69,733	69,834	69,934
		B	74,813	74,922	75,031	75,141	75,250	75,359	75,469	75,578	75,688	75,797	75,906	76,016
	18	A	70,035											
		B	76,125											

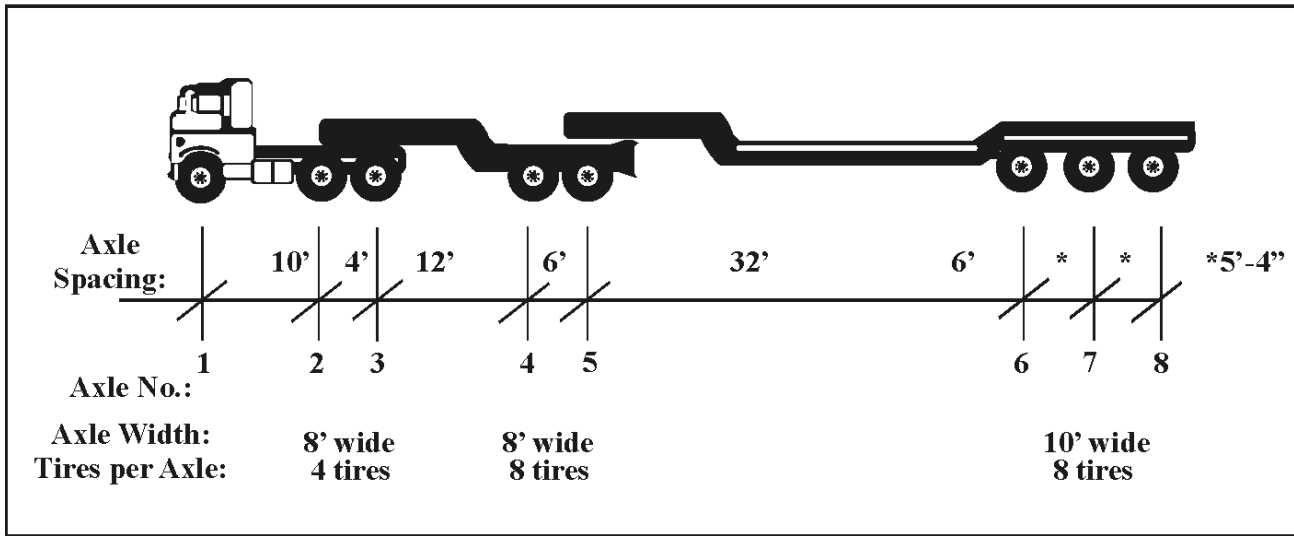
Computation Formula: Weight = 1.5 X 700 (L + 40)
 (L = Distance between the center of the front axle and the center of the rear axle of a given group.)

Legend:
 Line A: 4 tires per axle or 2) 14-inch wide tires. Value is the formula plus 15%.
 Line B: 8 tires per axle or 4) 14-inch wide tires. Value is the formula plus 25%.

Historical Note

New Table made by final rulemaking at 9 A.A.R. 665, effective April 8, 2003 (Supp. 03-1).

Illustration 3. Overweight Axle Groups



The axle group weights shown on the previous tables are maximum weights allowed on any combination of axles within the distance between the front and rear axle of a given group up to a maximum of 18 feet. The values in Table 3.01 line "A" are an expansion of the formula $W = 1.5 \times 700 (L + 40)$, where L is the distance between the centers of the front and rear axles of a group. The values in line "B" and in the remaining tables are computed by applying the percentages prescribed in the tables' footnotes and are intended to increase the allowable weights based on wider axles and increased number of tires. Measured axle widths shall be rounded down to the nearest one-fourth foot when determining the appropriate table to use.

Note: The Department shall review each possible axle group that can exist within an 18-foot distance. Axles of different configurations of width or number of tires shall be prorated within the total group load in determining any allowed increase over the basic formula weight.

Historical Note

New Illustration made by final rulemaking at 9 A.A.R. 665, effective April 8, 2003 (Supp. 03-1).

R17-6-412. Highway-specific Overdimensional Permitted Vehicle Restrictions

Highway-use restrictions on transport by overdimensional permitted vehicles apply as follows:

1. Permanent highway restrictions. A permittee of an overdimensional vehicle or load shall not access routes in Table 4.
2. Temporary highway restrictions. The Department may temporarily restrict highway access to overdimensional permit transport for no more than 12 months, due to a construction or maintenance project. A permittee shall check daily for changes in temporary highway restrictions:
 - a. In electronic format at internet address: www.az511.com, and selecting "Closures and Restrictions;" or
 - b. By direct telephone communication with a highway project engineer in an ADOT district office in over-

sight of a permittee's applicable transport route as follows:

- i. Flagstaff: (928) 779-7547;
- ii. Globe: (928) 425-7638;
- iii. Holbrook: (928) 524-6801;
- iv. Kingman: (928) 681-6010;
- v. Phoenix: For the Phoenix metropolitan area, a permittee shall check with both the Phoenix Construction and Maintenance districts:
 - (1) Phoenix Maintenance: (602) 712-6664; or
 - (2) Phoenix Construction: (602) 712-8965;
- vi. Prescott: (928) 777-5860;
- vii. Safford: (928) 428-5470;
- viii. Tucson: (520) 620-5412; or
- ix. Yuma: (928) 317-2100.

Historical Note

New Section made by final rulemaking at 9 A.A.R. 665, effective April 8, 2003 (Supp. 03-1).

Department of Transportation – Overdimensional Permits

Table 4. Permanent Overdimensional Vehicle Highway Restrictions

MP – Milepost

Jct – Junction of Routes

F/R – Escorts at Front and Rear

Route Type	Route #	Restriction Criteria	Special Movement	Maximum Height	Maximum Length	At or over a width of	Maximum Weight (in lbs)
Interstate	8	All of route	See R17-6-405, R17-6-409				
Interstate	10	All of route	See R17-6-405, R17-6-409				
Interstate	10	MP 205.45 (Battaglia underpass)		15' 9"			
Interstate	10	Eastbound at MP 289.35 (Pantano Railroad underpass)		15'			
Interstate	10	Westbound at MP 289.35 (Pantano Railroad underpass)		15' 3"			
Interstate Business	10	MP 305.79 (SR 80 underpass)		14'			
Interstate Business	10	MP 305.85 (SP Railroad underpass)		14' 3"			
Interstate	15	All of route	See R17-6-405, R17-6-409				
Interstate	15	LCVs only - All of route requires Class E (See R17-6-206, Table 2)			92'		111,000
Interstate	15	LCVs only – All of route requires Class E (See R17-6-206, Table 2)			105'		129,000
Interstate	17	All of route	See R17-6-405, R17-6-409				
Interstate	17	Southbound at MP 293.26 (Cornville/McGuireville underpass)		14' 11"			
Interstate	17	19th Avenue to Buckeye Road		15' 8"			
Interstate	19	All of route	See R17-6-405, R17-6-409				
Interstate	40	All of route	See R17-6-405, R17-6-409				
Interstate Business	40	Jct I-40 (West Flagstaff Traffic Interchange) to Jct US 89				12' requires F/R	
Interstate Business	40	MP 142.18 (Seligman GS)		15' 3"			
Interstate Business	40	MP 142.21 (SF Railroad underpass)		15' 3"			

Route Type	Route #	Restriction Criteria	Special Move- ment	Maximum Height	Maximum Length	At or over a width of	Maximum Weight (in lbs)
Interstate Business	40	MP 165.98 (ATSF Railroad underpass)		14' 10"			
Interstate Business	40	MP 195.96 (SP Rail- road underpass)		13' 9"			
State	51	All of route	See R17-6- 405, R17-6- 409				
US	60	Wickenburg to Flo- rence Junction	See R17-6- 405, R17-6- 409				
US	60	Florence Junction to Globe			80'+ unarticu- lated vehicle requires F/R; 110'+ articu- lated vehicle requires F/R	11' requires F/R	
US	60	MP 228.13 (Queen Creek Tunnel)		14'			
US	60	Salt River Canyon to Show Low			80'+ unarticu- lated vehicle requires F/R; 110'+ articu- lated vehicle requires F/R	12' requires F/R	
US	60	Jct SR 61 to Jct US 180				12' requires F/R	
US	60	Eastbound at MP 110.24 (Wickenburg Railroad underpass)		13' 11"			
US	60	Westbound at MP 110.24 (Frontier Street underpass)		13' 7"			
US	61	Jct US 60 to Jct US 180				12' requires F/R	
State	61	Jct US 191 to State Line				10' requires F/R	
State	64	MP 237.1 to Jct US 89				12' requires F/R	
US	64	MP 470 to MP 465.2 requires Class E (See R17-6-206, Table 2)			92'		123,500
State	67	MP 579.36 to North Rim (Seasonal restric- tion Nov. 15 through May 15)					20,000
State	67	Jct US 89A to North Rim				12' requires F/R	
State	68	Jct US 93 to Jct SR 95	See R17-6- 405, R17-6- 409				
State	69	Jct I-17 to Prescott	See R17-6- 405, R17-6- 409				

Department of Transportation – Overdimensional Permits

Route Type	Route #	Restriction Criteria	Special Movement	Maximum Height	Maximum Length	At or over a width of	Maximum Weight (in lbs)
US	70	MP 253.63 (Pinal SP Railroad)		15' 8"			
State	71	Jct US 60 to Jct State 89				12' requires F/R	
State	72	Jct SR 95 to Jct US 60				12' requires F/R	
State	73	Jct US 60 to MP 334.72				10' requires F/R	
State	77	MP 109.15 (San Manuel overpass)		14'			
State	77	MP 119.15 (San Manuel overpass)		14' 1"			
State	77	Winkelman to Jct US 70			80'+ unarticulated vehicle requires F/R; 110'+ articulated vehicle requires F/R	12' requires F/R	
State	77	Show Low to Holbrook				12' requires F/R	
State	78	Jct SR 75 and US 191 to state line				12' requires F/R	
State	80	MP 317.65 (Tombstone pedestrian underpass)		15' 2"			
State	80	MP 343.57 (Lowell underpass)		12' 11"			
State	80	Douglas to New Mexico State Line				12' requires F/R	
State	82	Sonoita to Jct SR 80				12' requires F/R	
State	83	MP 3.19 to Sonoita				10' requires F/R	
State	83	Sonoita to Jct I-10				12' requires F/R	
State	84	MP 177.67 (SP Railroad underpass)		14'			
State	85	International boundary to Ajo				12' requires F/R	
State	85	MP 0.38 (SP railroad underpass)		14' 8"			
State	85	MP 0.57 (I-8 west-bound overpass)		15'			
State	85	MP 0.58 (I-8 east-bound overpass)		15'			
State	85	MP 120.41 (Interstate Business 8 underpass – detour available)		15' 6"			
State	86	Why (Jct SR 85) to Jct SR 286 (Coordinate with Tohono O'odham Police)				12' requires F/R	

Route Type	Route #	Restriction Criteria	Special Move- ment	Maximum Height	Maximum Length	At or over a width of	Maximum Weight (in lbs)
State	87	Jct US 60 to Payson	See R17-6-405, R17-6-409				
State	87	MP 254 (Payson) to Winslow				12' requires F/R	
State	88	Idaho Road to MP 242.04 (Roosevelt)				Over 8' requires class C permit	
State	88	MP 220.6 to MP 226.6			40'		20,000
State	88	MP 209.5 (Willow Creek Bridge)		14'			
State	88	MP 222 to MP 224.3 ONE LANE ROAD RESTRICTION					
State	89	Jct US 93 to Prescott City limits				12' requires F/R	
State	89	MP 295 to MP 308			40'	Over 8' requires class C permit	
US	89	MP 549.54, Glen Canyon Bridge (Requires that vehicle come to complete stop, then proceed at 5 m.p.h. with no gear shifting)					150,000
US	89	MP 552 to MP 532, LCVs require Class E (See R17-6-206, Table 2)			92'		111,000
State	89A	Jct State 89 (Prescott) to MP 331				12' requires F/R	
State	89A	MP 319.01 (Santa Fe Railroad underpass)		13' 11"			
State	89A	MP 331 to MP 346			50'	Over 8' requires class C permit	
State	89A	Jct SR 179 (Sedona) to Flagstaff				10' requires F/R	
US	89A	Jct US 89 to MP 548 (Cliffdweller's Lodge)				10' requires F/R	
US	89A	MP 548 to Jacob Lake				Over 8' 6" requires class C permit	
US	89A	Jacob Lake to Fredonia				12' requires F/R	
US	89A	MP 610 to MP 579.4, LCVs require Class E (See R17-3-206, Table 2)			92'		123,500

Department of Transportation – Overdimensional Permits

Route Type	Route #	Restriction Criteria	Special Move- ment	Maximum Height	Maximum Length	At or over a width of	Maximum Weight (in lbs)
State	90	Jct I-10 to Sierra Vista	See R17-6-405, R17-6-409				
US	93	Post marker 3 to Hoover Dam – No overdimensional vehicle permitted					
US	93	MP 17 to MP 3				10' requires F/R	
US	93	Jct I-40 to Jct SR 68	See R17-6-405, R17-6-409				
US	93	Wikieup to Jct SR 97				12' requires F/R	
State	95	Jct SR 68 to city limits of Bullhead City	See R17-6-405, R17-6-409				
State Spur	95	MP 144.83 (Colorado River Bridge)					80,000
State	96	Jct SR 97 to Hillside				10' requires F/R	
State	98	Jct US 89 to MP 320, LCVs require Class E (see R17-6-206, Table 2)			92'		111,000
State	98	MP 361.39 (electrical wire near Jct US 160)		16' 6"			
State	101	All of route	See R17-6-405, R17-6-409				
State	160	MP 470 to MP 394, LCVs require Class E (see R17-6-206, Table 2)			92'		123,500
US	163	Jct US 160 (Kayenta) to State Line				12' requires F/R	
US	163	MP 410 to MP 394.5, requires Class E (See R17-6-206, Table 2)			92'		123,500
State	170	Jct US 70 to Route End				12' requires F/R	
State	177	Winkelman to Jct US 60 (Superior)				12' requires F/R	
State	179	Jct I-17 to Sedona				12' requires F/R	
US	180	Jct SR 64 to Flagstaff				12' requires F/R	
US	180	Jct US 60 (Springerville) to Jct US 191 (Alpine)				12' requires F/R	
US	180	Jct SR 77 to Jct SR 61				12' requires F/R	
State	181	Jct US 191 to MP 65.04 (Chiricahua Nat'l Monument)				12' requires F/R	

Route Type	Route #	Restriction Criteria	Special Move- ment	Maximum Height	Maximum Length	At or over a width of	Maximum Weight (in lbs)
State	186	Dos Cabezas (MP 342.92) to Jct SR 181				10' requires F/R	
State	187	Jct 387 to Jct SR 87				12' requires F/R	
State	188	MP 250 to MP 260				12' requires F/R	
US	191	Jct I-40 to Jct US 160				12' requires F/R	
US	191	MP 173.18 to Jct US 180 (Alpine)			40'	Over 8' requires class C permit	
State	202	All of route	See R17-6-405, R17-6-409				
State	260	Jct SR 87 (Payson) to Star Valley	See R17-6-405, R17-6-409				
State	260	Jct SR 87 (Payson) to MP 339				12' requires F/R	
State	260	MP 358 to MP 410			80'+ requires F/R	12' requires F/R	
State	261	MP 394.4 to 412.7					35,000
State	264	Jct US 160 to MP 471.29				12' requires F/R	
State	266	Jct US 191 to MP 123.8				12' requires F/R	
State	273	All of route			80'+ requires F/R	10' requires F/R	20,000
State	286	International boundary to Jct SR 86				12' requires F/R	
State	288	Jct SR 188 to Route End (Near Young)			70'	Over 8' requires class C permit	
State	288	MP 262.44 (Salt River Bridge)		12'			80,000
State	289	Jct I-19 to Route End				10' requires F/R	
State	347	Jct SR 84 to Jct I-10	See R17-6-405, R17-6-409				
State	366	MP 115 to Route End (Graham Peak)			40'	Over 8' requires class C permit	
State	377	Jct SR 277 to Jct SR 77				12' requires F/R	
State	386	Jct SR 86 to Kitt Peak				10' requires F/R	

Department of Transportation – Overdimensional Permits

Route Type	Route #	Restriction Criteria	Special Move-ment	Maximum Height	Maximum Length	At or over a width of	Maximum Weight (in lbs)
State	389	LCVs only - All of route requires Class E (See R17-6-206, Table 2)			92'		123,500
State	473	Jct SR 260 to Route End (Hawley Lake)			60'+ requires F/R	10' requires F/R	20,000
State	564	Jct US 160 to Route End				12' requires F/R	

Historical Note

New Table made by final rulemaking at 9 A.A.R. 665, effective April 8, 2003 (Supp. 03-1).

R17-6-413. Page-Lake Powell Area Houseboat Transport Provisions

- A. A permit applicant shall use the procedures in this Section to apply for a permit to transport a houseboat of the dimensions specified in subsection (C) for a highway listed in Table 5.
- B. A permit applicant shall apply for a permit under this Section at the following Department field office:
 Page Port of Entry
 US 89 MP 551
 P.O. Box 1807
 Page, AZ 86040
 Telephone: (928) 645-3269
 Fax: (928) 645-9360
- C. A permitted load with at least one front and one rear escort vehicle may operate during daylight hours as prescribed under R17-6-401(1) including any weekday, weekend, or holiday, if it does not exceed dimensions as follows:
 1. 16 feet 6 inches wide,
 2. 25 feet high,
 3. 120 feet long,
 4. 150,000 pounds, and
 5. Axle weight limits listed in Tables 3.01 through 3.09.
- D. A permitted load that exceeds 17 feet high shall have a front escort with a height pole.
- E. For a permitted load that exceeds 14 feet wide, a permittee shall ensure for appropriate traffic control at the Glen Canyon Bridge on US 89 by closing access to the bridge at each end and at the visitor center driveway.
- F. If a permit applicant seeks to transport outside the requirements of this Section, the permit applicant shall apply for a class C permit according to the procedures under R17-6-104.

Historical Note

New Section made by final rulemaking at 9 A.A.R. 4648, effective October 8, 2003 (Supp. 03-4).

Table 5. Page-Lake Powell Area Highways

Highway	From	To
State Route 98	Copper Mine Road	Haul Road
US 89	Haul Road	Lake Shore Drive
US 89	Lake Shore Drive	Haul Road
State Route 98	Haul Road	Copper Mine Road
US 89	Lake Powell Blvd.	Lake Shore Drive
US 89	Lake Shore Drive	Lake Powell Blvd.
US 89	Haul Road	Lake Shore Drive
US 89	Lake Shore Drive	Haul Road
US 89	State line	Lake Shore Drive
US 89	Lake Shore Drive	State line
State Route 98	Navajo Plant (approximately post marker 299)	US 89 to Lake Shore Drive
US 89	Lake Shore Drive to SR 98	Navajo Plant (approximately post marker 299)
State Route 98	Copper Mine Road	Navajo Plant (approximately post marker 299)
State Route 98	Navajo Plant (approximately post marker 299)	Copper Mine Road
State Route 98	Copper Mine Road	US 89 to Lake Shore Drive
US 89	Lake Shore Drive	State Route 98 to Copper Mine Road

Historical Note

New Table made by final rulemaking at 9 A.A.R. 4648, effective October 8, 2003 (Supp. 03-4).

ARTICLE 5. ENVELOPE PERMIT SPECIAL PROVISIONS

Article 5, consisting of Sections R17-6-501 through R17-6-505, made by final rulemaking at 9 A.A.R. 665, effective April 8, 2003 (Supp. 03-1).

R17-6-501. Envelope Permit Required Recordkeeping

- A. As prescribed under A.R.S. § 28-1149, an envelope permittee shall retain records:
1. For three years,
 2. At an established place of business,
 3. For each transported load, and
 4. Consisting of the following:
 - a. Bill of lading,
 - b. Shipping manifest, and
 - c. Each time card or invoice.
- B. A retained record under subsection (A)(4) shall contain, at least, the following information:
1. Document preparation date,
 2. Name of shipper and receiver,
 3. Load origin and destination,
 4. Dates of transit, and
 5. Transit route.

Historical Note

New Section made by final rulemaking at 9 A.A.R. 665, effective April 8, 2003 (Supp. 03-1).

R17-6-502. Envelope Permit Suspension Point System

The Director shall implement provisions prescribed under A.R.S. § 28-1147 by assigning points for envelope permit violations as follows:

1. Minor violations - one point:
 - a. Improper or inadequate flagging as prescribed under R17-6-302,
 - b. Improper or inadequate lighting as prescribed under R17-6-304,
 - c. Improper or inadequate "OVERSIZE LOAD" signage display as prescribed under R17-6-303,
 - d. Use of an improperly equipped escort vehicle as prescribed under R17-6-305,
 - e. Failure to maintain proper follow-distance from another overdimensional vehicle or load as prescribed under R17-6-401(3),
 - f. Failure of an escort vehicle to maintain proper distance as prescribed under R17-6-305, and
 - g. Exceeding permitted speed but not exceeding posted speed as prescribed under R17-6-402.
2. Major violations - three points:
 - a. Moving a permitted load on a curfew-restricted highway during curfew hours as prescribed under R17-6-404 through R17-6-406,
 - b. Failure to display flags or lights when required under R17-6-302 or R17-6-304,
 - c. Failure to display "OVERSIZE LOAD" signage when required under R17-6-303,
 - d. Exceeding the posted speed limit, and
 - e. Moving a reducible load with a permit.
3. Weight Violations, 1-36 points:
 - a. Gross vehicle weight exceeds weight as allowed by R17-6-411, A.R.S. § 28-1099, or 28-1100:
 - i. Less than 2% over allowable weight - one point,
 - ii. 2% but less than 4% over allowable weight - two points,
 - iii. 4% but less than 6% over allowable weight - three points,
2. The Department shall retrieve the permit if the permittee

- iv. 6% but less than 9% over allowable weight - six points,
 - v. 9% but less than 12% over allowable weight - 10 points,
 - vi. 12% but less than 15% over allowable weight - 18 points, and
 - vii. 15% or more over allowable weight - 36 points.
- b. For each axle group exceeding weight as allowed by R17-6-411, A.R.S. § 28-1099, or 28-1100:
- i. Less than 4% over allowable weight - one point,
 - ii. 4% but less than 6% over allowable weight - two points,
 - iii. 6% but less than 9% over allowable weight - four points,
 - iv. 9% but less than 12% over allowable weight - six points,
 - v. 12% but less than 15% over allowable weight - 10 points,
 - vi. 15% but less than 20% over allowable weight - 18 points, and
 - vii. 20% or more over allowable weight - 36 points.
4. Flagrant Violations - 36 points:
- a. Moving a permitted load on a highway under weather restrictions as prescribed under R17-6-403 or in violation of a law enforcement agency order,
 - b. Exceeding an envelope dimension as prescribed under R17-6-101(B)(9),
 - c. Falsifying a permit application,
 - d. Altering a permit,
 - e. Failure to pay repair cost for permittee-caused highway damage as prescribed under A.R.S. § 28-1107,
 - f. Moving a permitted load on a restricted highway or restricted bridge, and
 - g. Failure to use a required escort vehicle as prescribed under R17-6-305.

Historical Note

New Section made by final rulemaking at 9 A.A.R. 665, effective April 8, 2003 (Supp. 03-1).

R17-6-503. Envelope Permit Suspension; Revocation; Enforcement

- A. The Department shall suspend an envelope permit for point accumulation within any 12-month period according to the following schedule:
1. 14-19 points, one-week suspension,
 2. 20-29 points, two-week suspension,
 3. 30-35 points, four-week suspension, and
 4. More than 35 points, a suspension period as determined by the Department for up to one year.
- B. The Department shall revoke an envelope permit for the following reasons:
1. Frequency of violation indicates a flagrant disregard for the law or the safety of the public,
 2. A permittee does not have an established place of business, or
 3. A permittee fails to maintain records required under R17-6-501 and A.R.S. § 28-1149.
- C. A permittee shall surrender the permit to the Department within 72 hours after an order of suspension or revocation is effective.
1. If the permittee fails to surrender the permit within five working days of oral or written demand, the Department shall suspend the permittee's envelope permit privileges for one year in addition to any other penalty assessed. fails to return the permit within the prescribed time.

- D. The Department shall not issue an envelope permit to a permittee during the permittee's period of suspension or revocation.

Historical Note

New Section made by final rulemaking at 9 A.A.R. 665, effective April 8, 2003 (Supp. 03-1).

R17-6-504. Notice of Point Assessment, Denial, Suspension, or Revocation

- A. The Division shall send to a permittee's last known address of record notice of the following:
1. Point assessment; or
 2. Permit denial, suspension, or revocation.
- B. The notice shall inform the permittee of:
1. The right to appeal the action, and
 2. The procedure for requesting a hearing.
- C. Any action prescribed under this Section becomes effective 25 days after the Division's action notice date unless a permittee submits a hearing request that complies with procedure prescribed under R17-1-502.

Historical Note

New Section made by final rulemaking at 9 A.A.R. 665, effective April 8, 2003 (Supp. 03-1).

R17-6-505. Envelope Permit Reapplication

- A. If an envelope permit is denied, the applicant may reapply immediately.
- B. If an envelope permit is revoked, the revoked permittee shall not reapply until after the revocation period is terminated.
- C. Upon reapplication, an applicant shall show by a preponderance of evidence that the underlying cause for denial or revocation has been removed.

Historical Note

New Section made by final rulemaking at 9 A.A.R. 665, effective April 8, 2003 (Supp. 03-1).